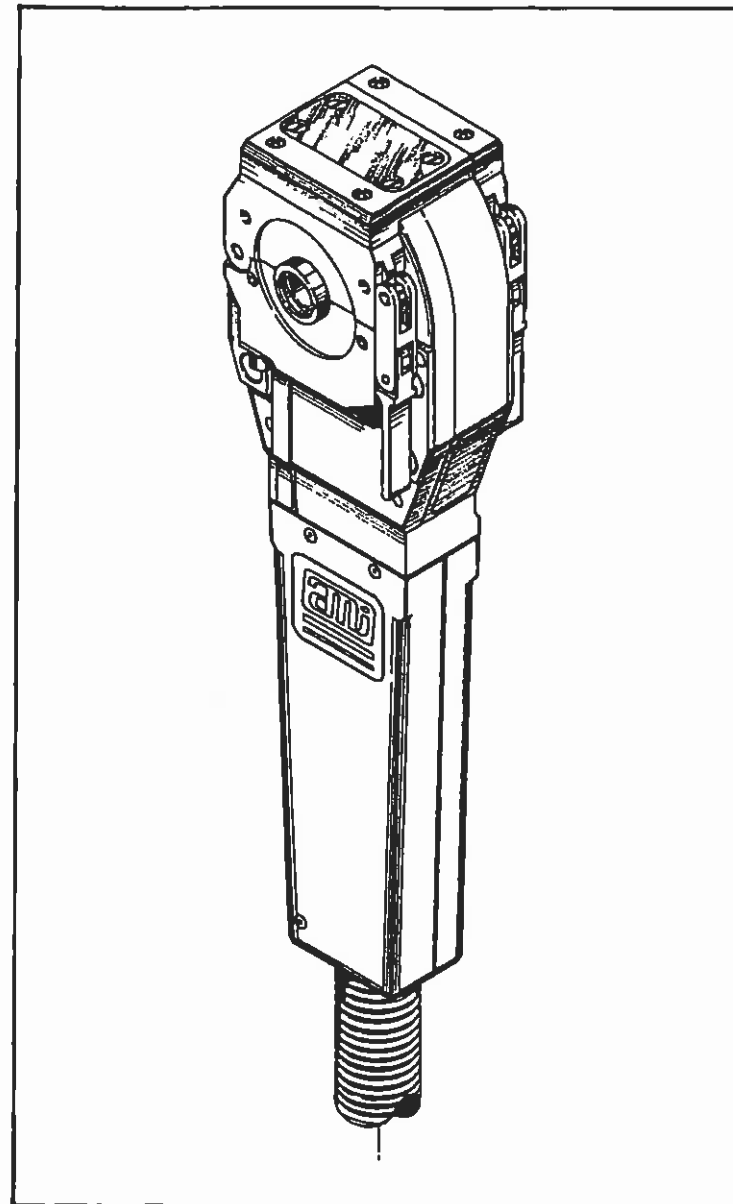




ARC MACHINES INC.



MODEL 9-1500


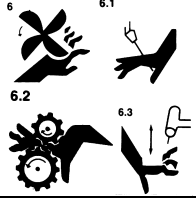

ILLUSTRATED PARTS BREAKDOWN

MODEL 9-1500 IPB Notice and Revision History

This document and the information contained herein is the property of Arc Machines, Inc. It is proprietary and submitted and received in confidence. It shall be used only for the purpose for which it is submitted and shall not be copied in whole or in part without the prior express written permission of Arc Machines, Inc. The information in this document has been carefully reviewed and is believed to be accurate. However, no responsibility is assumed for inaccuracies. Information and part numbers in this document are subject to change and Arc Machines, Inc. reserves the right to change required data without notice.



The nature of the GTAW process creates some POTENTIAL HAZARDS. In accordance with international safety regulations the EXCLAMATION SYMBOL indicates that this equipment is considered HAZARDOUS. The LIGHTNING FLASH SYMBOL indicates that there are potential electrical hazards. The display of these symbols makes it the OPERATOR'S RESPONSIBILITY TO ENSURE THAT THEY HAVE BEEN MADE AWARE OF and shall observe the hazardous conditions.

| | |
|---|--|
|  | WARNING: AMI factory training is essential for all Maintenance Technicians who operate AMI equipment. Do not operate or service this equipment without proper AMI approved training. |
|  | WARNING: Keep hands and fingers clear from moving parts such as fans, gears, rotors, Wire Feed, Weld Head Travel, i.e. Oscillation (OSC) and Arc Voltage Control (AVC) mechanisms Weld Head AVC and Oscillator Slide Assemblies develop high forces and it is possible, by their nature of operation, to harm any object or body part that may get into these areas. USE EXTREME CAUTION! |
|  | Electrical Shock Hazard: Always disconnect weld heads when servicing internal components or opening housing covers for access. |

All rights reserved.
Publication date: First Edition – June 5, 2007
Copyright 2007 by Arc Machines, Inc.

| REV | ECO # | CHANGE DESCRIPTION | DATE | BY | APR |
|-----|-------|---|-------------|----|-----|
| A | 4678 | On 090111 Change Item 6 & 23 | 7 Mar 2008 | SO | BF |
| B | 4779 | Added rev D of 750015 | 26 May 2008 | SO | BF |
| C | 5579 | Added rev F of 750015 and Wiring Diagram | 18 Jan 2010 | CB | DC |
| D | 5753 | Deleted pg 2 from IPB 090111 & cable parts, pg 2 from 090101 & cable parts, page 2 from 090113 & cable parts, page 2 from 090126 & cable parts, Updated TOC | 10/6/10 | GB | DC |
| E | 5330A | Added IPBS 0901150 & 0907143 | 4/5/12 | JM | DC |

TABLE OF CONTENTS

DATE EFFECTIVE: 5 Apr 1993

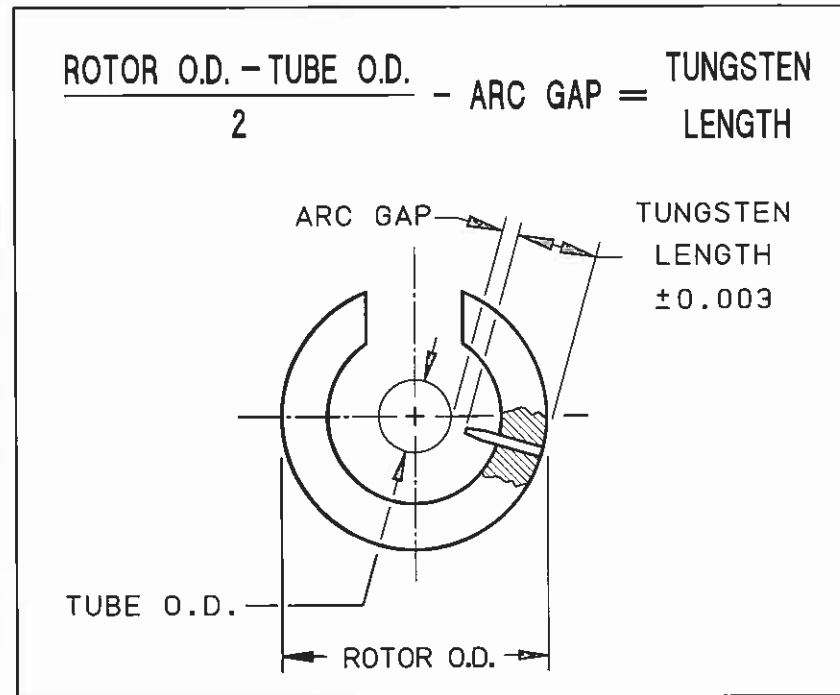
PRODUCT MODEL: 9-1500

MANUAL NUMBER: 730015

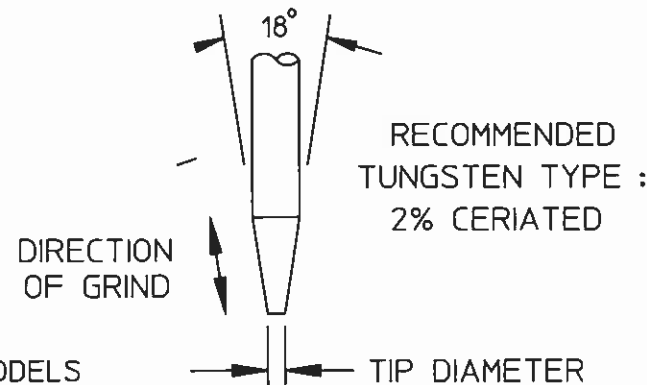
| IPB NUMBER | DESCRIPTION |
|-------------------|-------------------------------------|
| 750015 | ELECTRODE DIMENSIONS |
| 090111 | M9-1500 WELD HEAD ASSEMBLY |
| 090512 | LOCATING ARM KIT |
| 750031 | M-9 CONVERSION TO M-9E INSTRUCTIONS |
| 090101 | M9E-1500 MAIN ASSEMBLY |
| 090113 | M9AF-1500 MAIN ASSEMBLY |
| 090139 | M9BW-1500 ID WELD HEAD ASSEMBLY |
| 090126 | CASSETTE WELD HEAD ASSEMBLY |
| 090907 | TORCH 1.00 ID ASSEMBLY |
| 090928 | TORCH ½ ID ASSEMBLY |
| 0901115 | M9RR-1500 WELD HEAD ASSEMBLY |
| 0907105 | M9RR-1500 TORCH ASSEMBLY |
| 175144-02 | M9 WELD HEAD WIRING DIAGRAM |
| 0901150 | M9ETS-1500 WELD HEAD ASSY |

ELECTRODE DIMENSIONS

| ROTOR DIAMETER | |
|---|------------|
| MODEL NO. | ROTOR O.D. |
| 9-250 | 0.802 |
| 9-500/4-500 | 1.388 |
| 9-675 | 1.715 |
| 9M-750 | 1.312 |
| 9-750 | 2.000 |
| | |
| 9-1500 | 3.187 |
| 9AF-1500 | 2.252 |
| 9E-1500 | 2.687 |
| 8-2000 | 3.450 |
| 9-2500 | 4.380 |
| 9AF-2500 | 3.156 |
| 9E-2500 | 4.280 |
| | |
| * 9-3500 | 5.380 |
| 9E-3500 | 5.310 |
| 8-4000 | 5.310 |
| * 9-4500 | 6.875 |
| 9ER-4500 | 5.776 |
| 8-6625 | 8.094 |
| * 9-7500 | 10.440 |
| 9E-7500 | 9.375 |
| * FOR HEADS USING OPTIONAL TUNGSTEN EXTENDER, SEE PAGE 2. | |

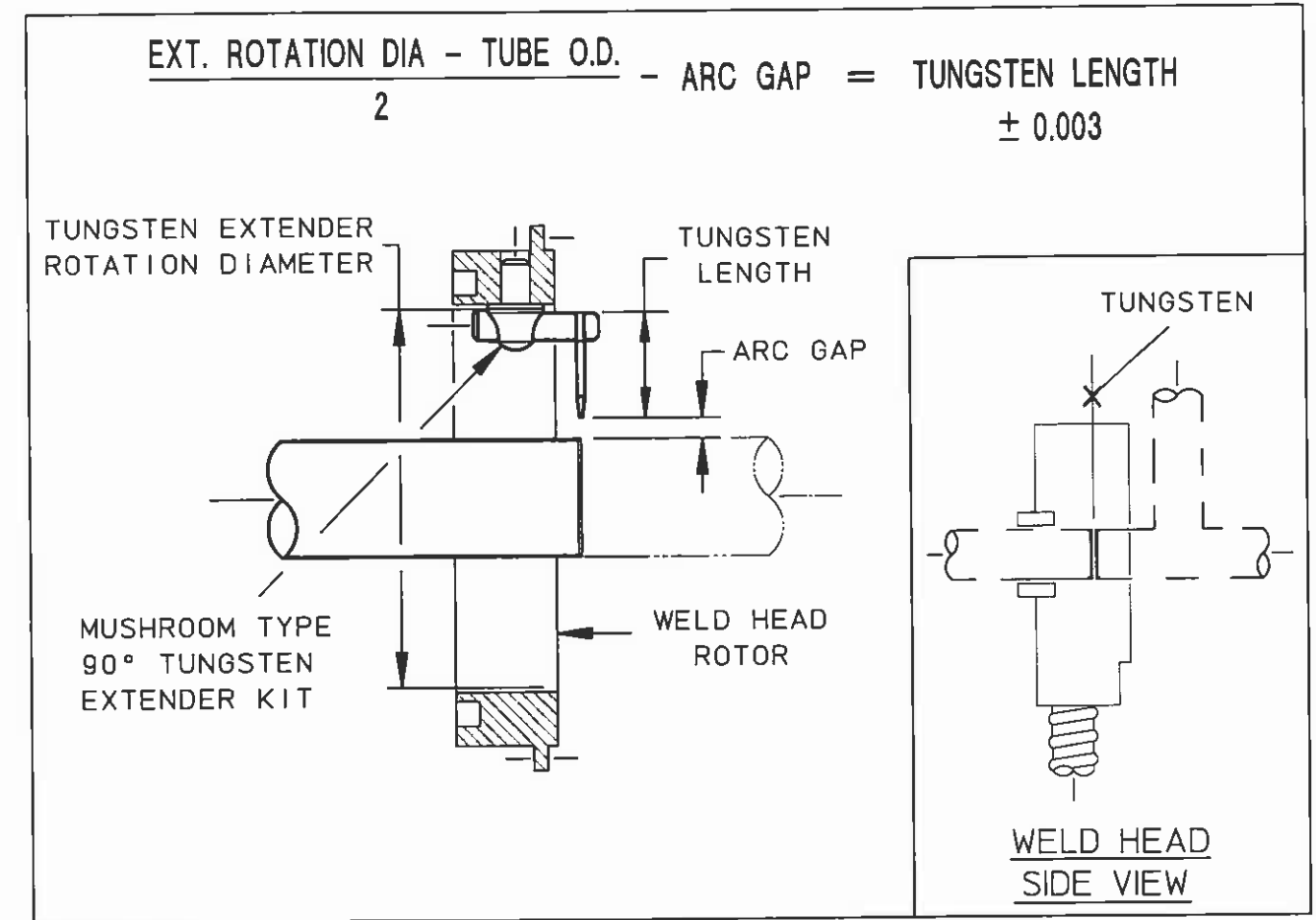


| TUBE/PIPE WALL THICKNESS | RECOMMENDED ARC GAP | RECOMMENDED TIP DIA. |
|--------------------------|---------------------|----------------------|
| 0.020/0.035 | 0.030 | 0.020 |
| 0.049/0.085 | 0.050 | 0.030 |
| 0.091/0.154 | 0.070 | 0.040 |



- NOTES:
1. RECOMMENDED ARC GAP FOR MODELS 4-500, 9-250 & 9-500 IS 0.045 MAXIMUM.
 2. IN INSTANCES WHERE OUT-OF-ROUNDNESS ON THIN-WALLED TUBING OCCURS (NORMALLY 2.500 O.D. OR LARGER), A 0.070 ARC GAP IS RECOMMENDED.
 3. DIMENSIONS ARE IN INCHES.

TUNGSTEN LENGTH CALCULATION FOR TUNGSTEN EXTENDERS

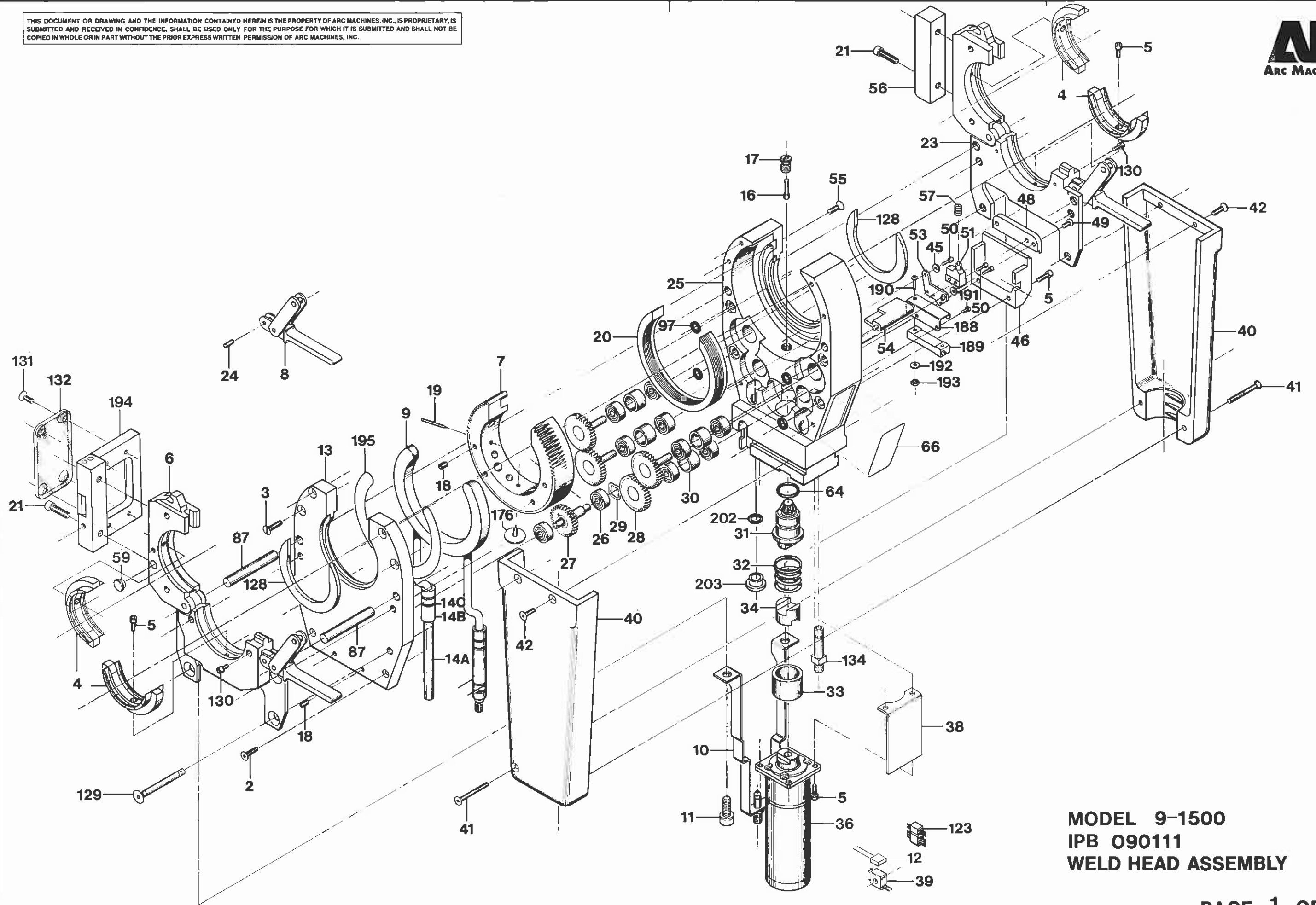


| WELD HEAD MODEL NO. | KIT WITH 1/16 TUNGSTEN HOLDER PART NO. | KIT WITH 3/32 TUNGSTEN HOLDER PART NO. | TUNGSTEN EXTENDER ROTATION DIA. |
|---------------------|--|--|---------------------------------|
| 9-1500 | 13090796-01 | 13090796-02 | 2.031 |
| 9-2500 | 13090796-05 | 13090796-06 | 3.156 |
| 9-3500 | 13090796-05 | 13090796-06 | 4.031 |
| 9-4500 | 13090796-03 | 13090796-04 | 4.920 |
| 9-7500 | 13090796-05 | 13090796-06 | 8.280 |

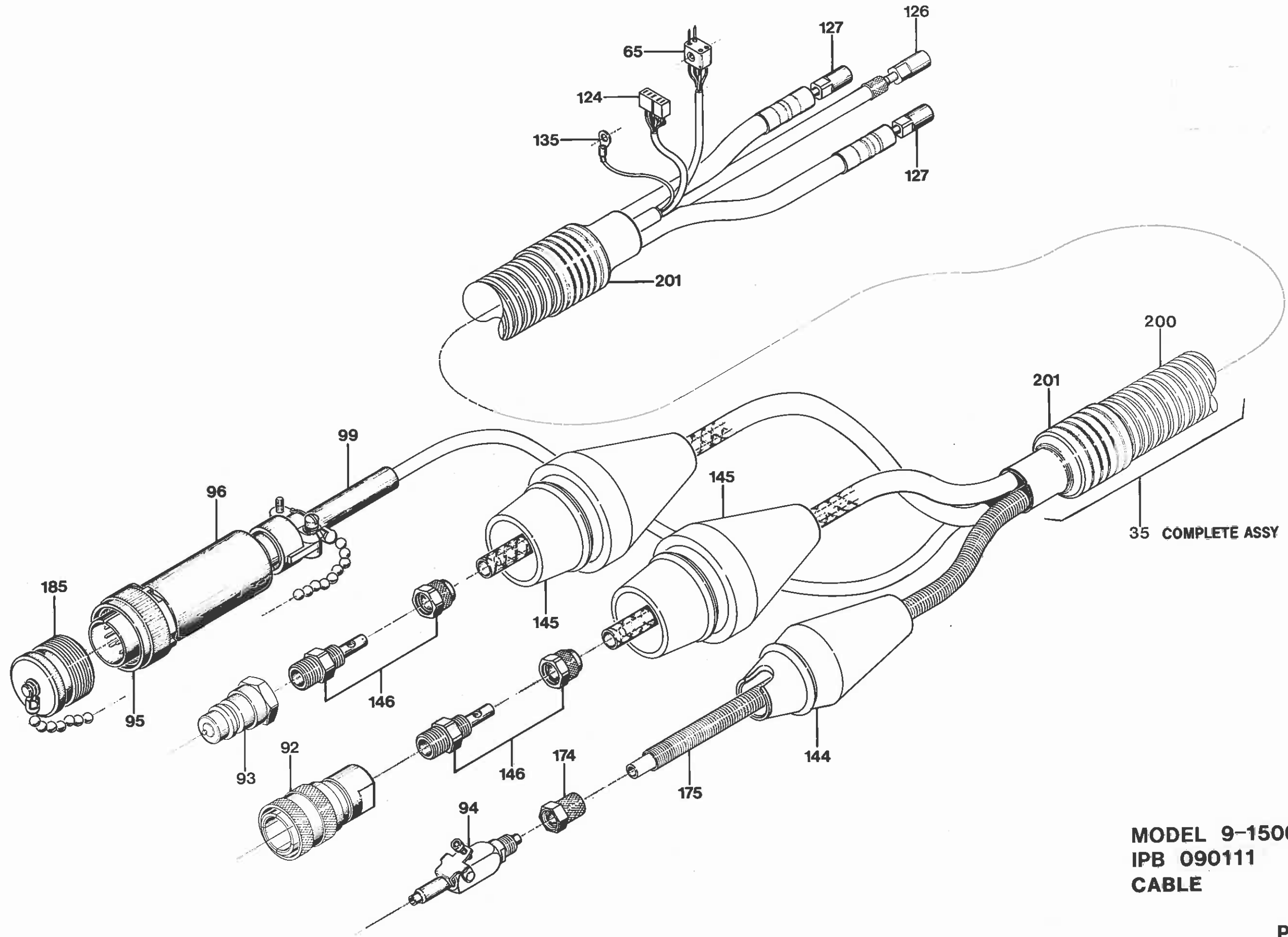
NOTES:

1. PART NUMBERS SHOWN ARE FOR REFERENCE ONLY AND ARE SUBJECT TO CHANGE.
2. CONTACT AMI SALES OR SERVICES FOR SPECIFIC PART NUMBER.

THIS DOCUMENT OR DRAWING AND THE INFORMATION CONTAINED HEREIN IS THE PROPERTY OF ARC MACHINES, INC., IS PROPRIETARY. IS SUBMITTED AND RECEIVED IN CONFIDENCE, SHALL BE USED ONLY FOR THE PURPOSE FOR WHICH IT IS SUBMITTED AND SHALL NOT BE COPIED IN WHOLE OR IN PART WITHOUT THE PRIOR EXPRESS WRITTEN PERMISSION OF ARC MACHINES, INC.



MODEL 9-1500
IPB 090111
WELD HEAD ASSEMBLY



MODEL 9-1500
IPB 090111
CABLE

IPB NUMBER: 090111

TO ORDER
USE PART NUMBER
DO NOT USE IPB
ITEM NUMBER

ARC MACHINES, INC.

PRODUCT MODEL: M9-1500
DESCRIPTION: MAIN ASSEMBLY
MANUAL NUMBER: 730015
NOTES:

| IPB ITEM NUMBER | QTY | U/M | PART NUMBER | DESCRIPTION |
|-----------------|------|-----|-----------------|--------------------------------|
| 1 | 0 | - | - | ----- |
| 2 | 2 | EA | SFS04-40-0.50NP | SCREW FLH SKT 4-40 1/2 L |
| 3 | 4 | EA | SFL06-32-0.62NY | SCREW FLH SLT 6-32 5/8 L NYL |
| 4 | 0 | - | - | ----- |
| 5 | 10 | EA | SCS04-40-0.31NP | SCREW CAP SKT 4-40 5/16 L |
| 6 | 1 | EA | 130905269-01 | CLAMP HSG COVER SIDE |
| 7 | 1 | EA | 13090776-01 | ROTOR 9-1500 |
| 8 | 2 | EA | 13090565-01 | LATCH ASSY M9-1500, 2500, 3500 |
| 9 | 1 | EA | 13090729-01 | CONDUCTOR RING 9-1500 |
| 10 | 1 | EA | 13090730-01 | GROUND STRAP |
| 11 | 2 | EA | SCS25-20-0.62SP | SCREW CAP SKT 1/4-20 5/8 L SP |
| 12 | 1 | EA | CK06BX104K | CAP 0.1MF 100V 10% |
| 13 | 1 | EA | 42090155-01 | COVER HSG 9-1500 |
| 14A | 0.5 | FT | 029173 | TBG SILICONE 1/8ID 1/4OD RED |
| 14B | 0.08 | FT | FP-301-0.25 | TBG SHRINK |
| 14C | 18 | IN | MS20995C25 | LOCKWIRE 1LB SPOOL .025D 304SS |
| 15 | 0 | - | - | ----- |
| 16 | 1 | EA | 42090704-02 | PUSH ROD LIMIT SW |
| 17 | 1 | EA | 42090704-01 | BUSHING PUSH ROD |
| 18 | 4 | EA | SSS06-32-18NPCU | SCREW SET SKT 6-32 3/16 L CUPT |
| 19 | 0 | - | - | ----- |
| 20 | 1 | EA | 42090702-02 | GUIDE RING |
| 21 | 4 | EA | SCS08-32-0.62NP | SCREW CAP SKT 8-32 5/8 L |
| 22 | 0 | - | - | ----- |
| 23 | 1 | EA | 130905268-01 | CLAMP HSG HSG SIDE |
| 24 | 2 | EA | PD12-0.31SS | PIN DOWEL 1/8D 5/16L SST |
| 25 | 1 | EA | 42090154-01 | HOUSING MAIN 9-1500 |
| 26 | 10 | EA | SSR-3LLRA3P25{ | BEARING BALL .18 .50 [LY13] |
| 27 | 1 | EA | 13090600-02 | GEAR DRIVE |
| 28 | 4 | EA | 13090600-01 | GEAR IDLER |
| 29 | 1 | EA | SV-8 | SPRING WAVE WASHER .351D .44 |
| 30 | 4 | EA | 42090602-02 | SPACER BRG |
| 31 | 1 | EA | 13090602-07 | GEAR PINION DRIVE |
| 32 | 1 | EA | 15156 | SPRING CPRSN .81D .70L .067W |
| 33 | 1 | EA | 42090602-04 | SPACER SPRING |
| 34 | 1 | EA | 42090602-03 | COUPLING INSULATING DELRIN |
| 35 | 1 | EA | 13090800-01 | CABLE M9 10 FT |

TUBE CLAMP INSERT-ORD BY SIZE

PRICE, PART NUMBER AND
DESCRIPTION SUBJECT TO
CHANGE WITHOUT NOTICE

IPB NUMBER: 090111

TO ORDER
USE PART NUMBER
DO NOT USE IPB
ITEM NUMBER

ARC MACHINES, INC.
PRODUCT MODEL: M9-1500
DESCRIPTION: MAIN ASSEMBLY
MANUAL NUMBER: 730015
NOTES:

| IPB ITEM NUMBER | QTY | U/M | PART NUMBER | DESCRIPTION |
|-----------------|-----|-----|-----------------|--------------------------------|
| 36 | 1 | EA | 13090602-02 | MOTOR DRIVE PINION 112 RPM |
| 37 | 0 | - | - | ----- |
| 38 | 1 | EA | 42091102-04 | INSULATOR SKIRT |
| 39 | 1 | EA | JF2P2SCD | CONN 4 PIN PLUG MINIATURE |
| 40 | 2 | EA | 42090104-01 | HANDLE |
| 41 | 2 | EA | SFS04-40-1.00NP | SCREW FLH SKT 4-40 1.00 L |
| 42 | 4 | EA | SFS04-40-0.37NP | SCREW FLH SKT 4-40 3/8 L |
| 43 | 0 | - | - | ----- |
| 44 | 0 | - | - | ----- |
| 45 | 2 | EA | W02NP-FL | WASHER FL #2 |
| 46 | 1 | EA | 42091102-02 | COVER LIMIT SW LWR 9-1500 |
| 47 | 0 | - | - | ----- |
| 48 | 1 | EA | 42091102-01 | COVER LIMIT SW UPPER |
| 49 | 2 | EA | SFS04-40-0.18NP | SCREW FLH SKT 4-40 3/16 L |
| 50 | 4 | EA | SCS02-56-0.25NP | SCREW CAP SKT 2-56 1/4 L |
| 51 | 1 | EA | MMGGD1D0C | SWITCH LIMIT PLUNGER |
| 52 | 0 | - | - | ----- |
| 53 | 1 | EA | 42091103-01 | PLATE MTG LIMIT SWITCH |
| 54 | 1 | EA | 42091100-01 | LEVER LIMIT SWITCH |
| 55 | 5 | EA | SFL06-32-0.43NY | SCREW FLH SLT 6-32 7/16 L NYL |
| 56 | 1 | EA | 42090515-02 | CLOSURE END |
| 57 | 1 | EA | L-14 | SPRING CPRSN .25D .43L .020W |
| 58 | 0 | - | - | ----- |
| 59 | 1 | EA | 650 | PLUG 1/4 DIA HOLE |
| 64 | 1 | EA | 2-014 | O RING .489 ID .070 W |
| 65 | 1 | EA | JF2G2PCB | CONN 4 SOCKET RECEPTACLE MINTR |
| 66 | 1 | EA | 420901111-02 | NAMEPLATE IDENT TAG 9-1500 |
| 87 | 2 | EA | 42090164-02 | PIN .250D 1.72L 9-1500 |
| 88 | 0 | - | - | ----- |
| 89 | 0 | - | - | ----- |
| 92 | 1 | EA | 42060800-02 | COUPLING Q/D CONN (SM-251B) |
| 93 | 1 | EA | S-252-B | COUPLING Q/D MALE WATER/POWER |
| 94 | 1 | EA | 294-PMD-04 | DO NOT SELL USE. 1351109-01 |
| 95 | 1 | EA | MG3186B18-1F | CONN 18 PIN PLUG |
| 96 | 1 | EA | G1501N186A3A | CONN BACKSHIELD |
| 97 | 4 | EA | 2-008 | O RING .187 ID .070 W VITON |
| 98 | 0 | - | - | ----- |

PRICE, PART NUMBER AND
DESCRIPTION SUBJECT TO
CHANGE WITHOUT NOTICE

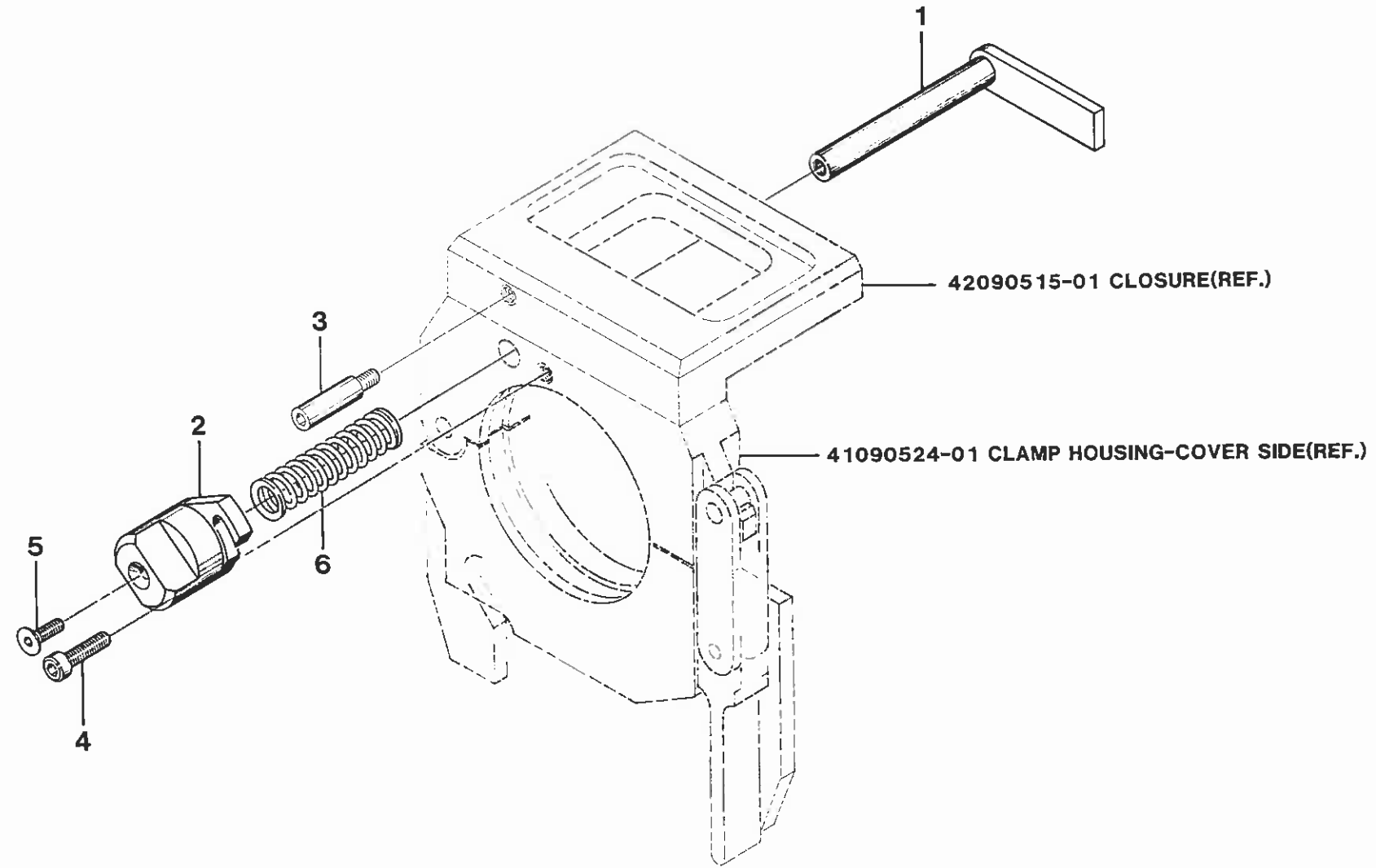
IPB NUMBER: 090111

TO ORDER
USE PART NUMBER
DO NOT USE IPB
ITEM NUMBER

ARC MACHINES, INC.
PRODUCT MODEL: M9-1500
DESCRIPTION: MAIN ASSEMBLY
MANUAL NUMBER: 730015
NOTES:

| IPB ITEM NUMBER | QTY | U/M | PART NUMBER | DESCRIPTION |
|--------------------|--------------|---------------|---------------------------|---|
| 99 | 1 | EA | MG39056 3 | CONN TELESCOPIC BUSHING |
| 123 | 1 | EA | 5PM | OBS USE 7051 |
| 124 | 1 | EA | 5PF | OBS USE 7052 |
| 125 | 0 | - | - | ----- |
| 126 | 1 | EA | 2PF1 | FTG 1/4 20 FEMALE |
| 127 | 2 | EA | 42060800 01 | OBS (USE ARC 1881) |
| 128 | 2 | EA | 420907168-01 | HEAT SHIELD 9-1500 |
| 129 | 4 | EA | 13090124-01 | SCREW INSULATED |
| 130 | 4 | EA | SCS04-40-0.37NP | SCREW CAP SKT 4-40 3/8 L |
| 131 | 4 | EA | SFL06-32-0.31NY | SCREW FLH SLT 6-32 5/16 L NYL |
| 132 | 1 | EA | 42090515-03 | WINDOW |
| 134 | 1 | EA | 13090803-01 | TUBE FTG GAS |
| 135 | 1 | EA | R610023SB | TERM 16 14 AWG #6 |
| 144 | 1 | EA | 42060805 04 | BOOT MALE GAS |
| 145 | 2 | EA | 42060804 01 | BOOT MALE POWER/GROUND |
| 146 | 2 | EA | 42060800 07 | FTG COUPLING HOSE/CABLE |
| 147 | 0 | - | - | ----- |
| 174 | 1 | EA | 261 PG 04 | FTG NUT/SLEEVE SPRING 1/4 TUBE |
| 175 | 1 | EA | AS200710 | SPRING GUARD .34 OD 18.00 LG |
| 176 | 1 | EA | 420907156-01 | CAM LIMIT SWITCH |
| 185 | 1 | EA | 1350110 04 | DUST CAP ASSY W/CHAIN(MALE10D) |
| 186 | 0 | - | - | ----- |
| 188 | 1 | EA | 420901131-01 | RETAINER TRIM POT M9-1500 |
| 189 | 1 | EA | 3057L-1-103 | POT TRIM 10K OHM 1.25L |
| 190 | 1 | EA | SBS02-56-0.37NP | SCREW BTH SKT 2-56 3/8 L |
| 191 | 2 | EA | SCS02-56-0.12NP | SCREW CAP SKT 2-56 1/8 L |
| 192 | 1 | EA | W02NP-FL | WASHER FL #2 |
| 193 | 1 | EA | N02-56ZP-HEX | NUT 2-56 |
| 194 | 1 | EA | 130905214-01 | CLOSURE FLIP-TOP M9-1500 |
| 195 | 1 | EA | 420907215-01 | PLATE BACKING M9-1500 |
| 200 | 9 | FT | DUCT 0.87 50 W | CONDUIT WHT 0.87 ID |
| 201 | 6 | IN | M23053/5 111 0 | TBC SHRINK 1 1/2 ID BLK |
| 202 | 1 | EA | 2-010-S604-70 | O RING .238 ID .070 W SILICONE |
| 203 | 1 | EA | 420901126-02 | GROMMET |

PRICE, PART NUMBER AND
DESCRIPTION SUBJECT TO
CHANGE WITHOUT NOTICE



MODEL 9-1500
IPB 090512
LOCATING ARM KIT

IPB NUMBER: 090512

TO ORDER
USE PART NUMBER
DO NOT USE IPB
ITEM NUMBER

ARC MACHINES, INC.

PRODUCT MODEL: 9-1500
DESCRIPTION: LOCATING ARM KIT
MANUAL NUMBER: 730015
NOTES:

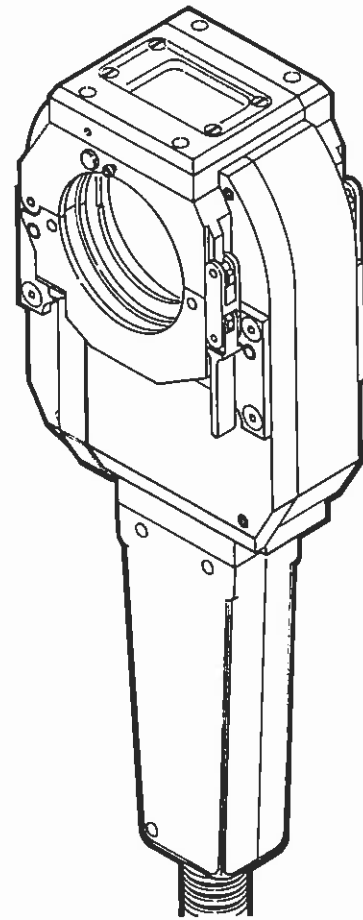
| IPB ITEM NUMBER | QTY | U/M | PART NUMBER | DESCRIPTION |
|--------------------|-----|-----|-----------------|-------------------------------|
| 1 | 1 | EA | 130905107-01 | ARM LOCATING BRAZED M9CT-1500 |
| 2 | 1 | EA | 130905108-01 | KNOB ASSY 1500 2500 3500 4500 |
| 3 | 1 | EA | 420905277-04 | STOP (44D22) |
| 4 | 1 | EA | SCS04-40-0.37NP | SCREW CAP SKT 4-40 3/8 L |
| 5 | 1 | EA | SFS02-56-0.31NP | SCREW FLH SKT 2-56 5/16 L |
| 6 | 1 | EA | S-910 | SPRING CPRSN .31D 2.00L .024W |

PRICE, PART NUMBER AND
DESCRIPTION SUBJECT TO
CHANGE WITHOUT NOTICE

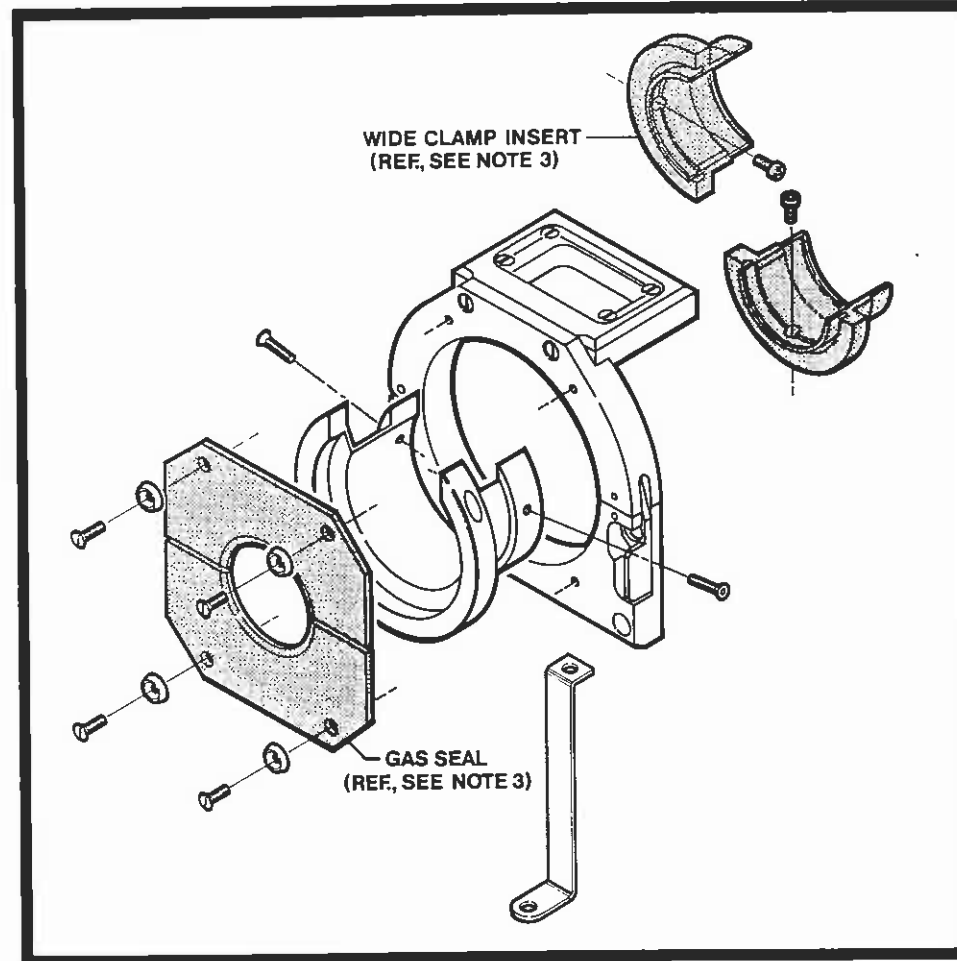
MODEL 9 CONVERSION TO MODEL 9E INSTRUCTIONS

P/N 750031

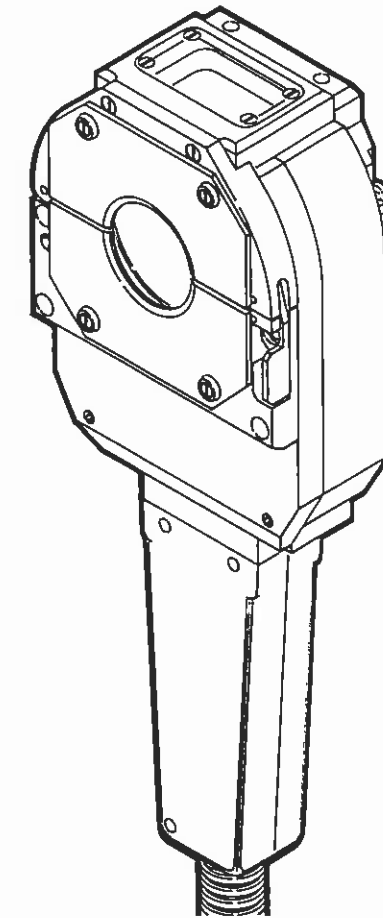
(MODELS 9-1500, 9-2500, 9-3500, 9-4500 AND 9-7500)



MODEL 9

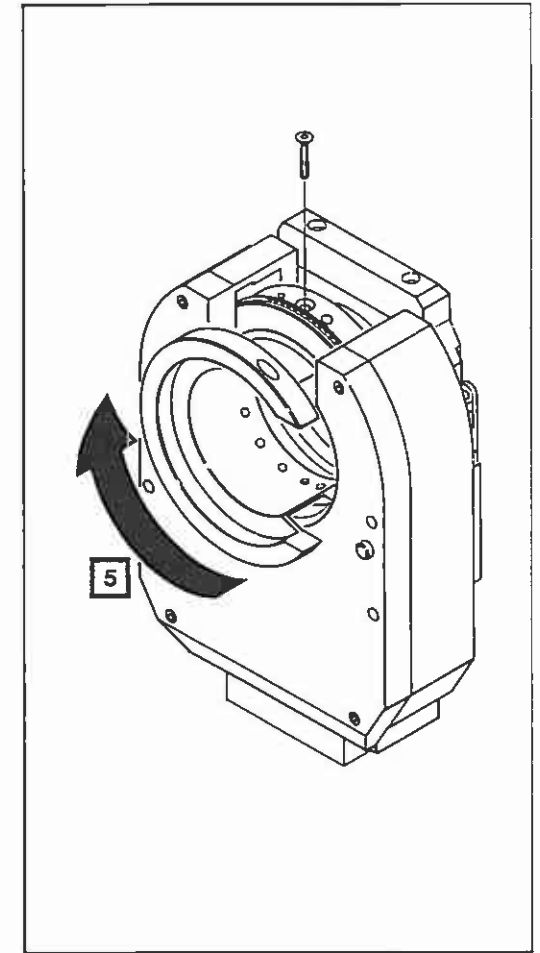
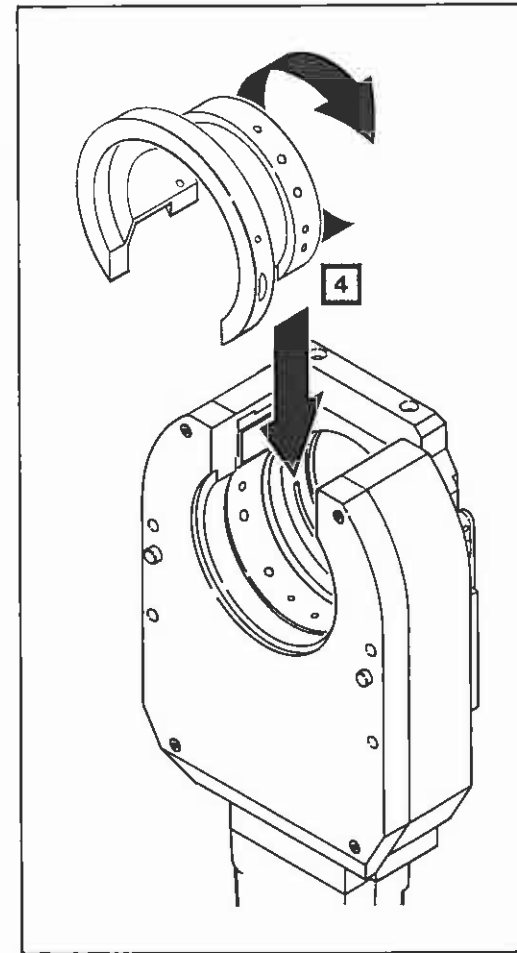
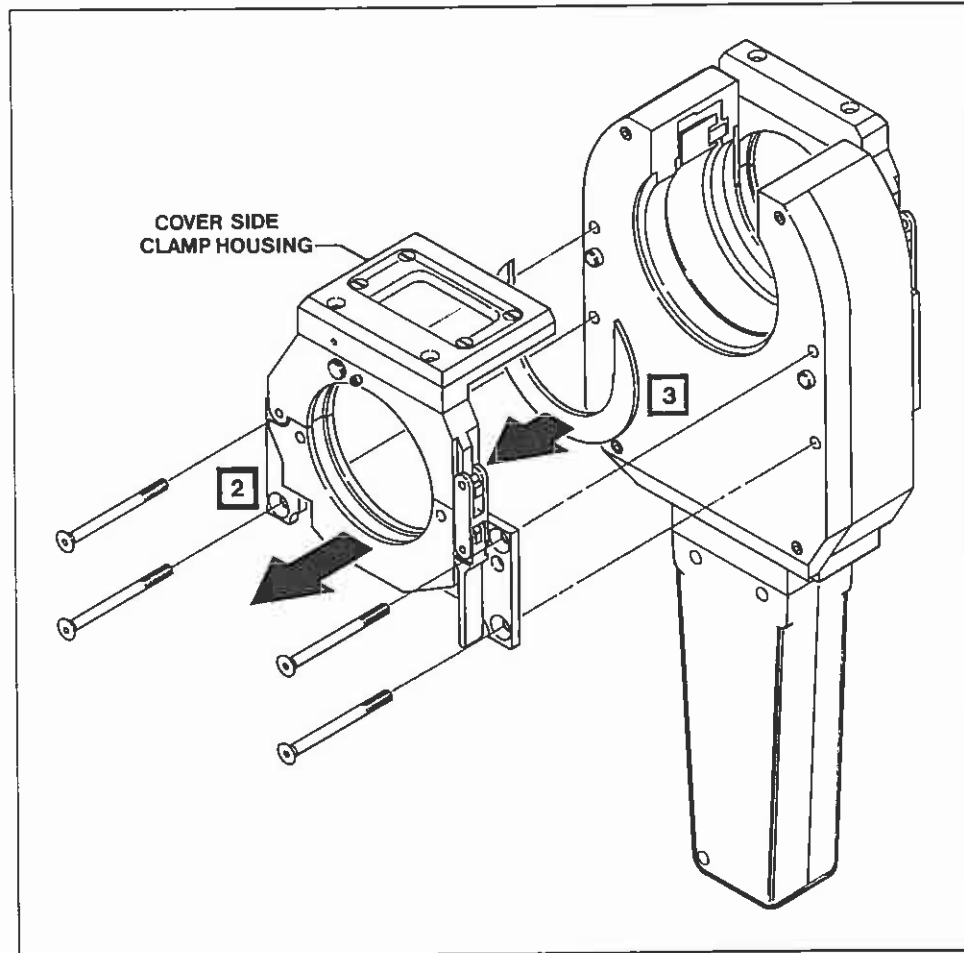
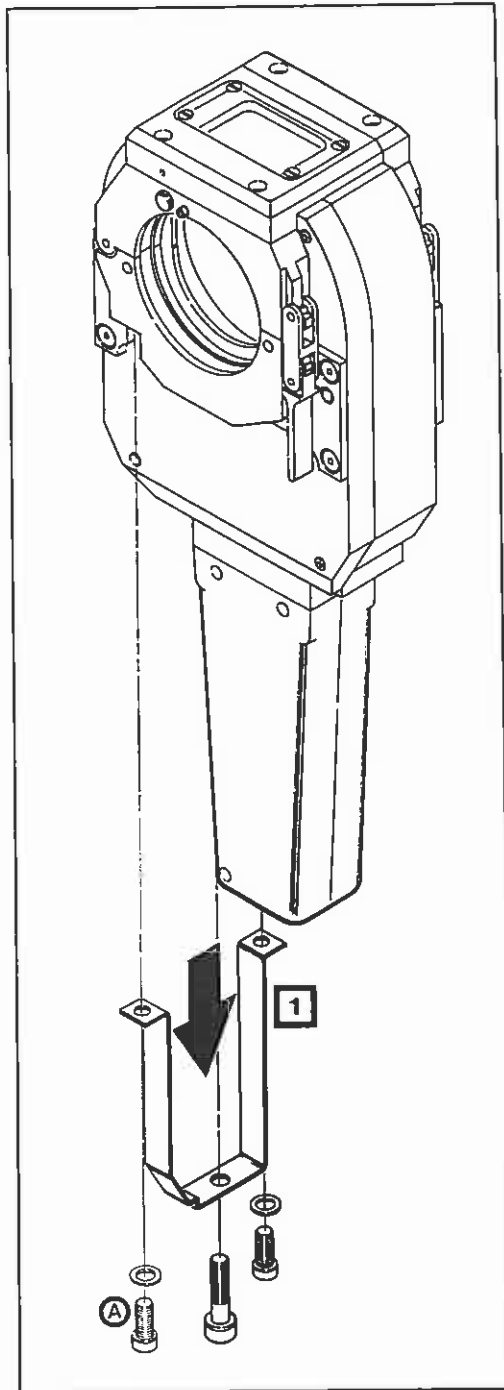


MODEL 9E KIT
(OPTION)

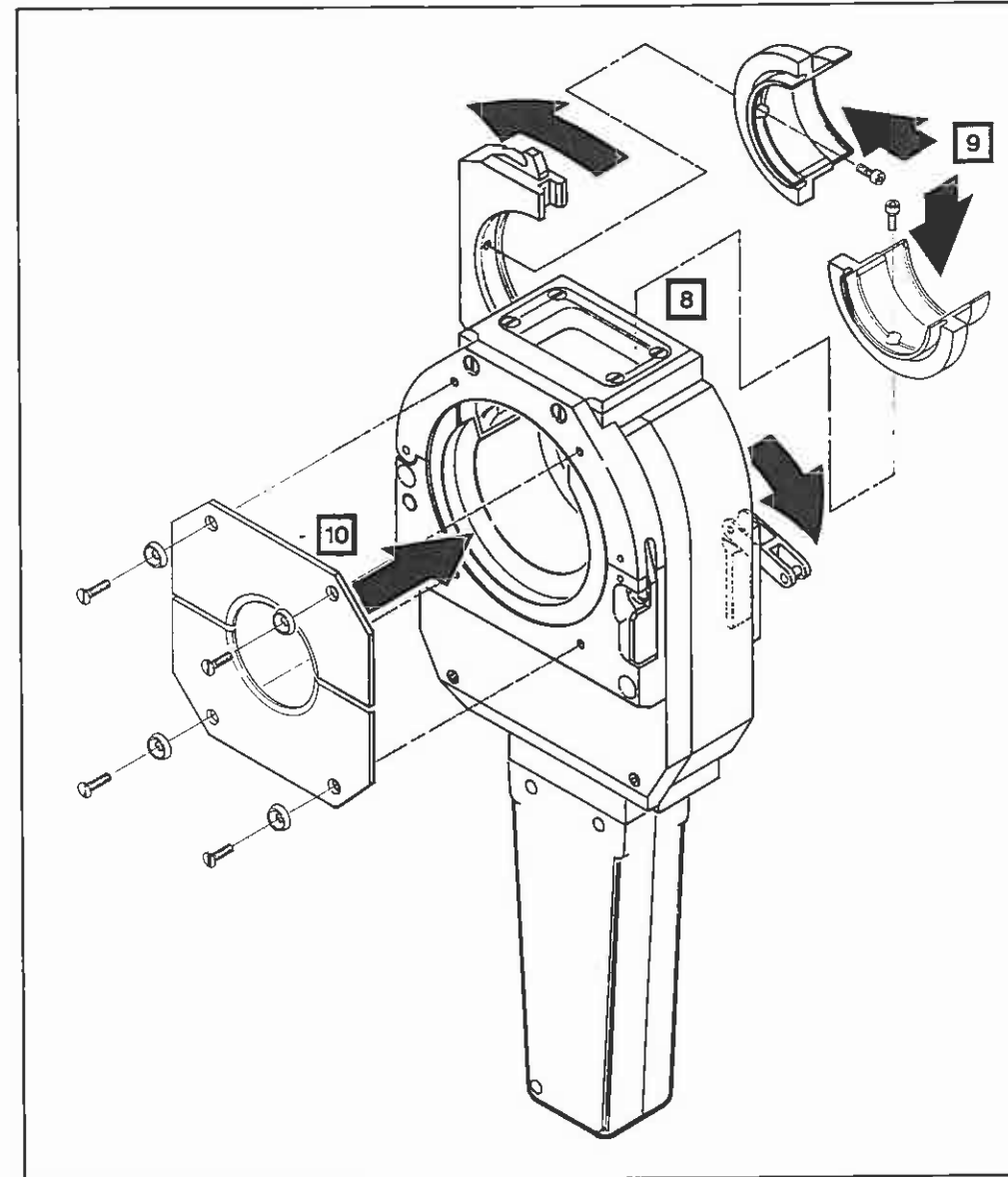
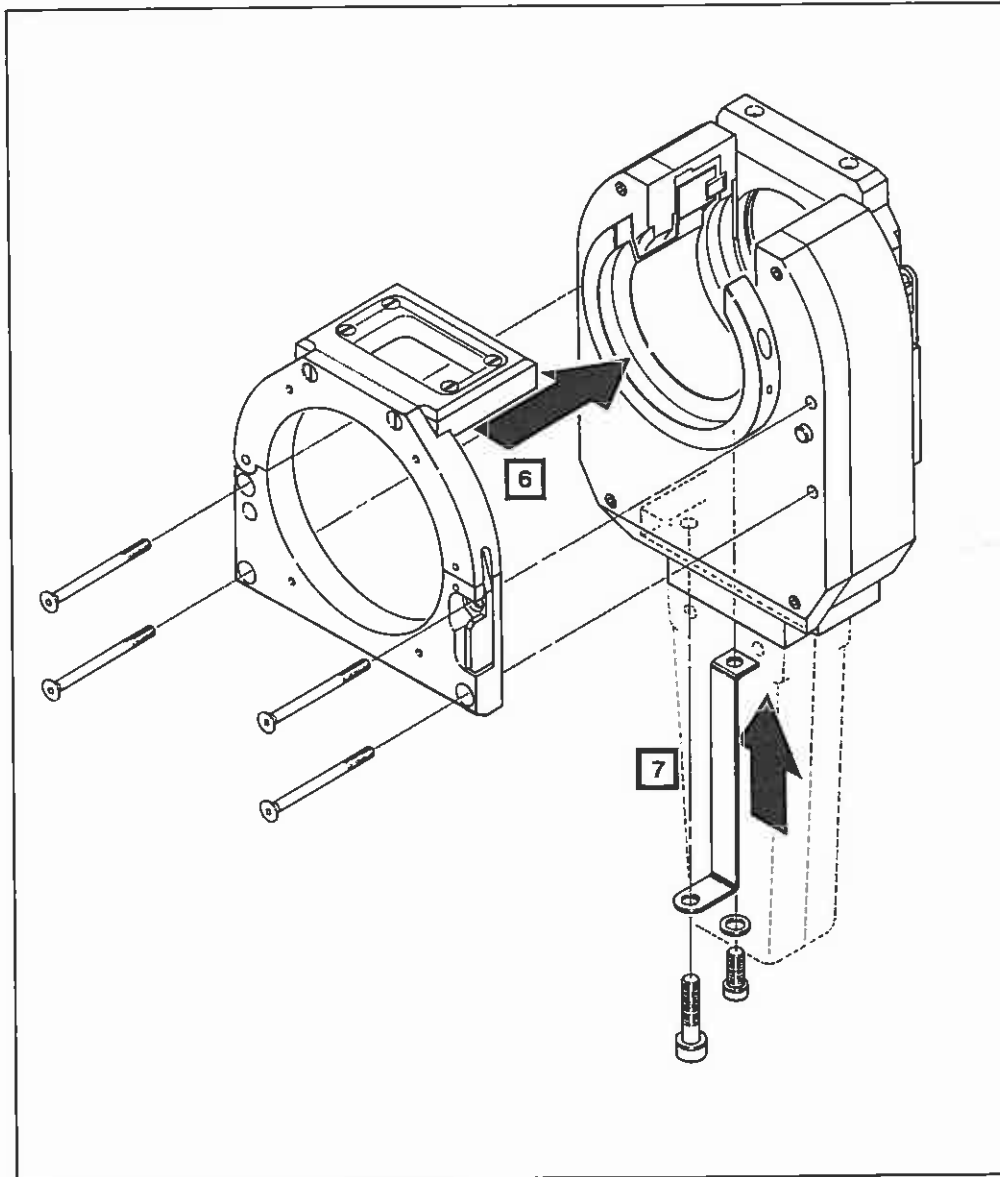


MODEL 9E

- NOTES :**
- 1. TO ORDER MODEL 9E KIT SPECIFY WELD HEAD MODEL NUMBER.
 - 2. MODEL 9-2500 USED FOR ILLUSTRATION.
 - 3. WIDE CLAMP INSERT AND GAS SEAL ARE NOT INCLUDED IN KIT.
TO ORDER WIDE CLAMP INSERT AND GAS SEAL SPECIFY TUBE SIZE (O.D.).



- 1** REMOVE ORIGINAL GROUND STRAP EXCEPT ON MODEL 9-1500 REMOVE SCREW **A** ONLY (ORIGINAL GROUND STRAP IS USED).
- 2** REMOVE COVER SIDE CLAMP HOUSING.
- 3** REMOVE HEAT SHIELD.
- 4** INSTALL ROTOR EXTENSION FROM THE KIT.
- 5** CONNECT WELD HEAD TO POWER SUPPLY AND JOG ROTOR UNTIL ROTOR EXTENSION MOUNTING SCREW HOLE IS ACCESSIBLE. INSTALL MOUNTING SCREWS (2 TO 4 EACH DEPENDING ON MODEL #) AND TIGHTEN.



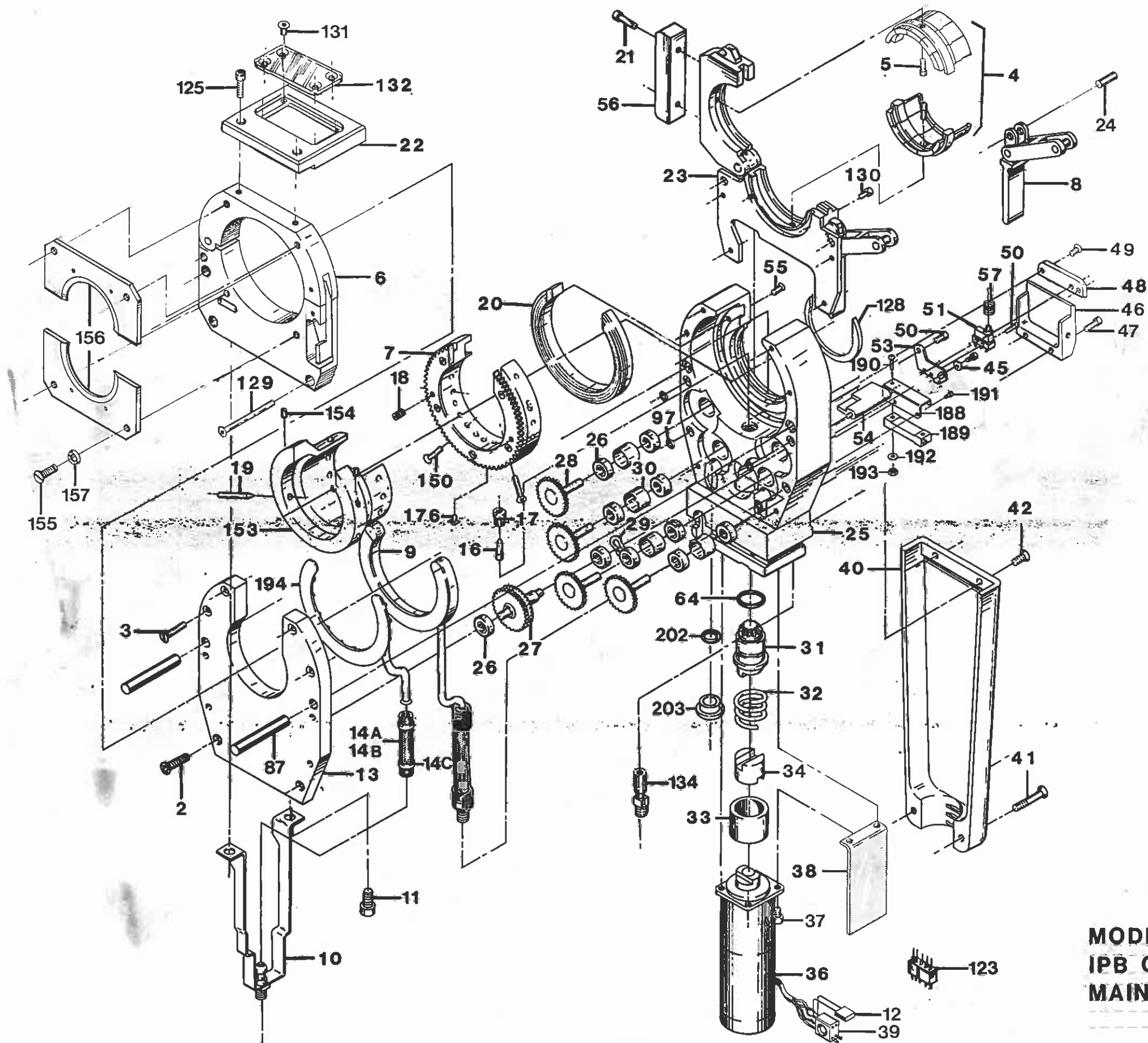
- 6** MOUNT THE GAS SEAL HOUSING ASSEMBLY FROM THE KIT TO THE WELD HEAD USING ORIGINAL SCREWS.
- 7** INSTALL GROUND STRAP FROM THE KIT USING ORIGINAL SCREWS, EXEPT FOR MODEL 9-1500 USE ORIGINAL GROUND STRAP AND SCREWS.
- 8** OPEN HOUSING SIDE CLAMP.
- 9** INSTALL WIDE CLAMP INSERT ASSEMBLY (NOT PROVIDED IN CONVERSION KIT).
- 10** INSTALL GAS SEAL ASSEMBLY (NOT PROVIDED IN CONVERSION KIT).

THIS DOCUMENT OR DRAWING AND THE INFORMATION CONTAINED HEREIN IS THE PROPERTY OF ARC MACHINES, INC. IS PROPRIETARY, IS SUBMITTED AND RECEIVED IN CONFIDENCE, SHALL BE USED ONLY FOR THE PURPOSE FOR WHICH IT IS SUBMITTED AND SHALL NOT BE COPIED IN WHOLE OR IN PART WITHOUT THE PRIOR EXPRESS WRITTEN PERMISSION OF ARC MACHINES, INC.

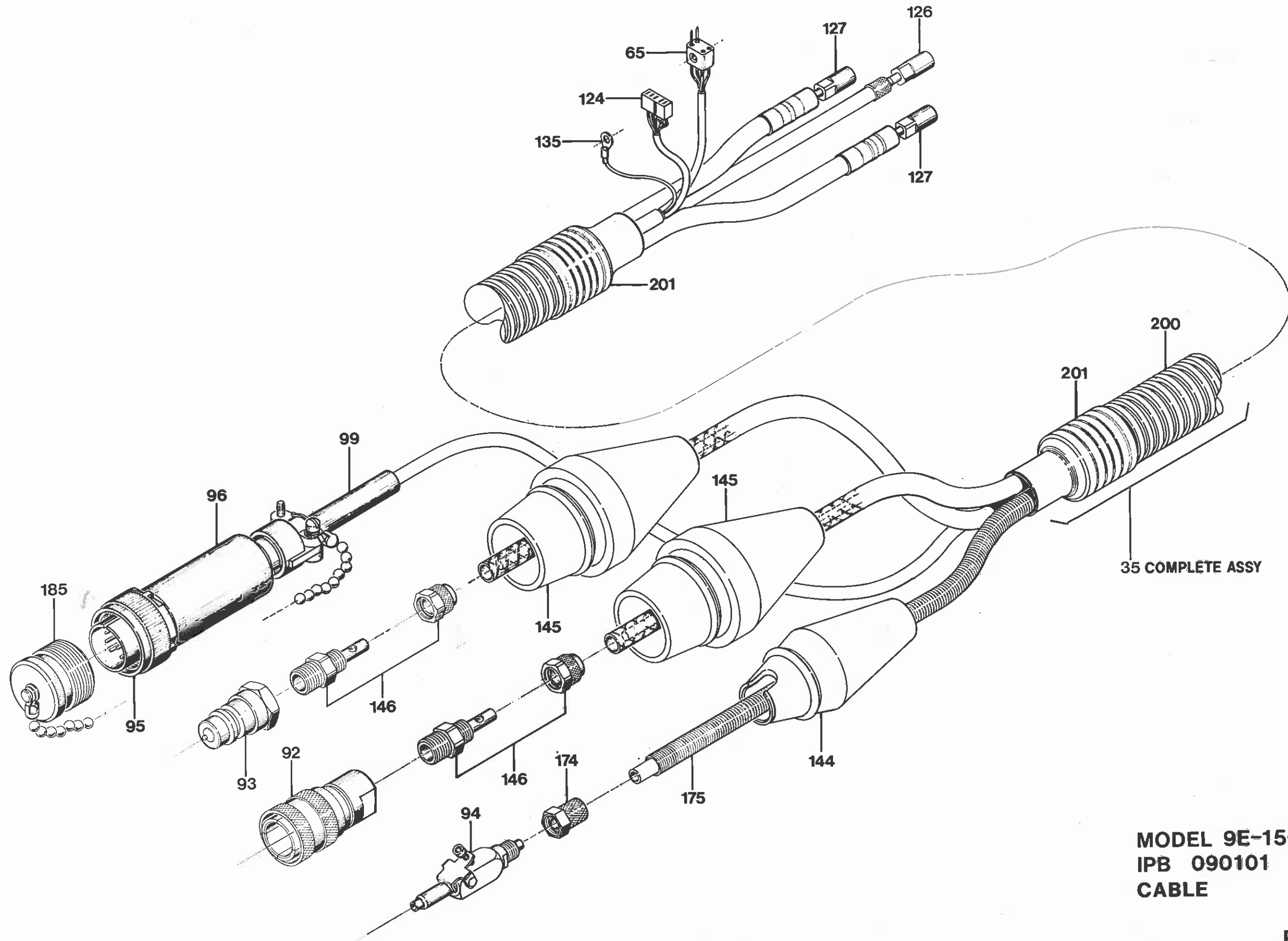


ARC MACHINES INC.

ART No.
USE 10 POINT HELVETICA REGULAR ONLY



MODEL 9E-1500
IPB 090101
MAIN ASSEMBLY



MODEL 9E-1500
IPB 090101
CABLE

IPB NUMBER: 090101

TO ORDER
USE PART NUMBER
DO NOT USE IPB
ITEM NUMBER

ARC MACHINES, INC.

PRODUCT MODEL: M9-1500
DESCRIPTION: MAIN ASSEMBLY MODEL 9E
MANUAL NUMBER: 730015
NOTES:

| IPB ITEM NUMBER | QTY | U/M | PART NUMBER | DESCRIPTION | |
|-----------------|------|-----|-----------------|--------------------------------|-------------------------------|
| 1 | 0 | - | - | ----- | |
| 2 | 2 | EA | SFS04-40-0.50NP | SCREW FLH SKT 4-40 1/2 L | |
| 3 | 4 | EA | SFL06-32-0.62NY | SCREW FLH SLT 6-32 5/8 L NYL | |
| 4 | 0 | - | - | ----- | |
| 5 | 2 | EA | SCS04-40-0.31NP | SCREW CAP SKT 4-40 5/16 L | WIDE CLAMP INSERT-ORD BY SIZE |
| 6 | 1 | EA | 13090550-01 | HOUSING GAS SEAL 9E-1500 | |
| 7 | 1 | EA | 13090776-01 | ROTOR 9-1500 | ITEMS 18 AND 176 INCLUDED |
| 8 | 2 | EA | 13090565-01 | LATCH ASSY M9-1500, 2500, 3500 | |
| 9 | 1 | EA | 13090729-01 | CONDUCTOR RING 9-1500 | |
| 10 | 1 | EA | 13090730-01 | GROUND STRAP | |
| 11 | 1 | EA | SCS25-20-0.62SP | SCREW CAP SKT 1/4-20 5/8 L SP | |
| 12 | 1 | EA | CK06BX104K | CAP 0.1MF 100V 10% | |
| 13 | 1 | EA | 42090155-01 | COVER HSG 9-1500 | |
| 14A | 0.5 | FT | 029173 | TBG SILICONE 1/8ID 1/4OD RED | |
| 14B | 0.08 | FT | FP-301-0.25 | TBG SHRINK | |
| 14C | 18 | IN | MS20995C25 | LOCKWIRE 1LB SPOOL .025D 304SS | |
| 15 | 0 | - | - | ----- | |
| 16 | 1 | EA | 42090704-02 | PUSH ROD LIMIT SW | |
| 17 | 1 | EA | 42090704-01 | BUSHING PUSH ROD | |
| 18 | 2 | EA | SSS06-32-18NPCU | SCREW SET SKT 6-32 3/16 CUPT | |
| 19 | 0 | - | - | ----- | |
| 20 | 1 | EA | 42090702-02 | GUIDE RING | |
| 21 | 2 | EA | SCS08-32-0.62NP | SCREW CAP SKT 8-32 5/8 L | |
| 22 | 1 | EA | 420905165-01 | CLOSURE 9E-1500 | |
| 23 | 1 | EA | 13090525-01 | CLAMP HSG HSG SIDE | |
| 24 | 2 | EA | PD12-0.31SS | PIN DOWEL 1/8D 5/16L SST | |
| 25 | 1 | EA | 42090154-01 | HOUSING MAIN 9-1500 | |
| 26 | 10 | EA | SSR-3LLRA3P2 [| BEARING BALL .18 .50 [5LY-101] | |
| 27 | 1 | EA | 13090600-02 | GEAR DRIVE | |
| 28 | 4 | EA | 13090600-01 | GEAR IDLER | |
| 29 | 1 | EA | SV-8 | SPRING WAVE WASHER .351D .44 | |
| 30 | 4 | EA | 42090602-02 | SPACER BRG | |
| 31 | 1 | EA | 13090602-07 | GEAR PINION DRIVE | |
| 32 | 1 | EA | 15156 | SPRING CPRSN .81D .70L .067W | |
| 33 | 1 | EA | 42090602-04 | SPACER SPRING | |
| 34 | 1 | EA | 42090602-03 | COUPLING INSULATING DELRIN | |
| 35 | 1 | EA | 13090800-01 | CABLE M9 10 FT | |

PRICE, PART NUMBER AND
DESCRIPTION SUBJECT TO
CHANGE WITHOUT NOTICE

IPB NUMBER: 090101

TO ORDER
USE PART NUMBER
DO NOT USE IPB
ITEM NUMBER

ARC MACHINES, INC.

PRODUCT MODEL: M9-1500
DESCRIPTION: MAIN ASSEMBLY MODEL 9E
MANUAL NUMBER: 730015
NOTES:

| IPB ITEM NUMBER | QTY | U/M | PART NUMBER | DESCRIPTION | |
|-----------------|-----|-----|-----------------|--------------------------------|--------------------------|
| 36 | 1 | EA | 13090602-02 | MOTOR DRIVE PINION 112 RPM | ITEMS 12 AND 39 INCLUDED |
| 37 | 4 | EA | SCS04-40-0.31NP | SCREW CAP SKT 4-40 5/16 L | |
| 38 | 1 | EA | 42091102-04 | INSULATOR SKIRT | |
| 39 | 1 | EA | JF2P2SCD | CONN 4 PIN PLUG MINIATURE | |
| 40 | 2 | EA | 42090104-01 | HANDLE | |
| 41 | 2 | EA | SFS04-40-1.00NP | SCREW FLH SKT 4-40 1.00 L | |
| 42 | 4 | EA | SFS04-40-0.37NP | SCREW FLH SKT 4-40 3/8 L | |
| 43 | 1 | EA | 117S-10K | POT TRIM 10K OHM | |
| 44 | 2 | EA | SCS02-56-0.31NP | SCREW CAP SKT 2-56 5/16 L | |
| 45 | 2 | EA | W02NP-FL | WASHER FL #2 | |
| 46 | 1 | EA | 42091102-02 | COVER LIMIT SW LWR 9-1500 | |
| 47 | 2 | EA | SCS04-40-0.31NP | SCREW CAP SKT 4-40 5/16 L | |
| 48 | 1 | EA | 42091102-01 | COVER LIMIT SW UPPER | |
| 49 | 2 | EA | SFS04-40-0.31NP | SCREW FLH SKT 4-40 5/16 L | |
| 50 | 4 | EA | SCS02-56-0.25NP | SCREW CAP SKT 2-56 1/4 L | |
| 51 | 1 | EA | MMGGD1DOC | SWITCH LIMIT PLUNGER | |
| 52 | 0 | - | - | ----- | |
| 53 | 1 | EA | 42091103-01 | PLATE MTG LIMIT SWITCH | |
| 54 | 1 | EA | 13091100-01 | LEVER ASSY LIMIT SW ACTB | |
| 55 | 5 | EA | SFL06-32-0.43NY | SCREW FLH SLT 6-32 7/16 L NYL | |
| 56 | 1 | EA | 42090515-02 | CLOSURE END | |
| 57 | 1 | EA | L-14 | SPRING CPRSN .25D .43L .020W | |
| 58 | 0 | - | - | ----- | |
| 64 | 1 | EA | 2-014 | O RING .489 ID .070 W | |
| 65 | 1 | EA | JF2S2PCD | CONN 4 SOCKET RECEPTACLE MINTR | |
| 66 | 0 | - | - | ----- | |
| 87 | 0 | EA | 42090164-02 | PIN .250D 1.72L 9-1500 | |
| 88 | 0 | - | - | ----- | |
| 95 | 1 | EA | 42060800-02 | COUPLING Q/D CONN (SM-251B) | |
| 93 | 1 | EA | SM252B | COUPLING | |
| 94 | 1 | EA | 294-PMD-04 | DO NOT SELL USE: 1351109-01 | |
| 95 | 1 | EA | MS3106E18-1P | CONN 10 PIN PLUG | |
| 96 | 1 | EA | G1501N186A3A | CONN BACKSHELL | |
| 97 | 4 | EA | 2-008 | O RING .187 ID .070 W VITON | |
| 98 | 0 | - | - | ----- | |
| 99 | 1 | EA | MS39056-3 | CONN TELESCOPIC BUSHING | |
| 123 | 1 | EA | 5PM | OBS USE 7051 | |

PRICE, PART NUMBER AND
DESCRIPTION SUBJECT TO
CHANGE WITHOUT NOTICE

IPB NUMBER: 090101

TO ORDER
USE PART NUMBER
DO NOT USE IPB
ITEM NUMBER

ARC MACHINES, INC.

PRODUCT MODEL: M9-1500
DESCRIPTION: MAIN ASSEMBLY MODEL 9E
MANUAL NUMBER: 730015
NOTES:

| IPB ITEM NUMBER | QTY | U/M | PART NUMBER | DESCRIPTION |
|-----------------|-----|-----|---------------------------|---|
| 124 | 1 | EA | 5PF | OBS USE 7052 |
| 125 | 2 | EA | SCS08-32-0.37NP | SCREW CAP SKT 8-32 3/8 L |
| 126 | 1 | EA | 2PF1 | FTG 1/4 28 FEMALE |
| 127 | 2 | EA | 42060800 01 | OBS (USE ARC 1881) |
| 128 | 1 | EA | 420907168-01 | HEAT SHIELD 9-1500 |
| 129 | 4 | EA | 42090174-10 | SCREW 9-1500 (SFS10-32-1.75NP) |
| 130 | 2 | EA | SCS04-40-0.37NP | SCREW CAP SKT 4-40 3/8 L |
| 131 | 4 | EA | SFL06-32-0.31NY | SCREW FLH SLT 6-32 5/16 L NYL |
| 132 | 1 | EA | 42090515-03 | WINDOW |
| 134 | 1 | EA | 13090803-01 | TUBE FTG GAS |
| 135 | 1 | EA | R61002088 | TERM 16 14 AWG #6 |
| 144 | 1 | EA | 42060805 04 | BOOT MALE GAS |
| 145 | 2 | EA | 42060804 01 | BOOT MALE POWER/GROUND |
| 146 | 2 | EA | 42060808 07 | FTG COUPLING HOSE/CABLE |
| 147 | 0 | - | - | ----- |
| 150 | 2 | EA | SFS04-40-0.62NP | SCREW FLH SKT 4-40 5/8 L |
| 151 | 0 | - | - | ----- |
| 153 | 1 | EA | 13090737-01 | ROTOR EXTENSION 9E-1500 |
| 154 | 2 | EA | SSS04-40-18NPCU | SCREW SET SKT 4-40 3/16 CUPT |
| 155 | 4 | EA | SFL06-32-0.50NY | SCREW FLH SLT 6-32 1/2 L NYL |
| 156 | 0 | - | - | ----- |
| 157 | 4 | EA | 11SFW0008 | WASHER NYLON FINISHING #8 |
| 158 | 0 | - | - | ----- |
| 174 | 1 | EA | 261 PG 04 | FTG NUT/SLEEVE SPRING 1/4 TUBE |
| 175 | 1 | EA | A8200718 | SPRING GUARD .34 OD 18.00 LG |
| 176 | 1 | EA | 42090703-02 | CAM LIMIT SWITCH 9TS-900 |
| 185 | 1 | EA | 1350110 04 | DUCT CAP ASSY W/CHAIN(MALE18D) |
| 188 | 1 | EA | 420901131-01 | RETAINER TRIM POT M9-1500 |
| 189 | 1 | EA | 3057L-1-103 | POT TRIM 10K OHM 1.25L |
| 190 | 1 | EA | SBS02-56-0.37NP | SCREW BTH SKT 2-56 3/8 L |
| 191 | 2 | EA | SCS02-56-0.12NP | SCREW CAP SKT 2-56 1/8 L |
| 192 | 1 | EA | W02NP-FL | WASHER FL #2 |
| 193 | 1 | EA | N02-56ZP-HEX | NUT 2-56 |
| 194 | 1 | EA | 420907215-01 | PLATE BACKING M9-1500 |
| 200 | 9 | FT | DUCT 0.87 50 W | CONDUIT WHT 0.87 ID |
| 201 | 6 | IN | M23053/5 111 0 | TBC SHRINK 1 1/2 ID BLK |
| 202 | 1 | EA | 2-010-S604-70 | O RING .238 ID .070 W SILICONE |

GAS SEAL-ORD BY SIZE

PRICE, PART NUMBER AND
DESCRIPTION SUBJECT TO
CHANGE WITHOUT NOTICE

IPB NUMBER: 090101

TO ORDER
USE PART NUMBER
DO NOT USE IPB
ITEM NUMBER

ARC MACHINES, INC.

PRODUCT MODEL: M9-1500
DESCRIPTION: MAIN ASSEMBLY MODEL 9E
MANUAL NUMBER: 730015
NOTES:

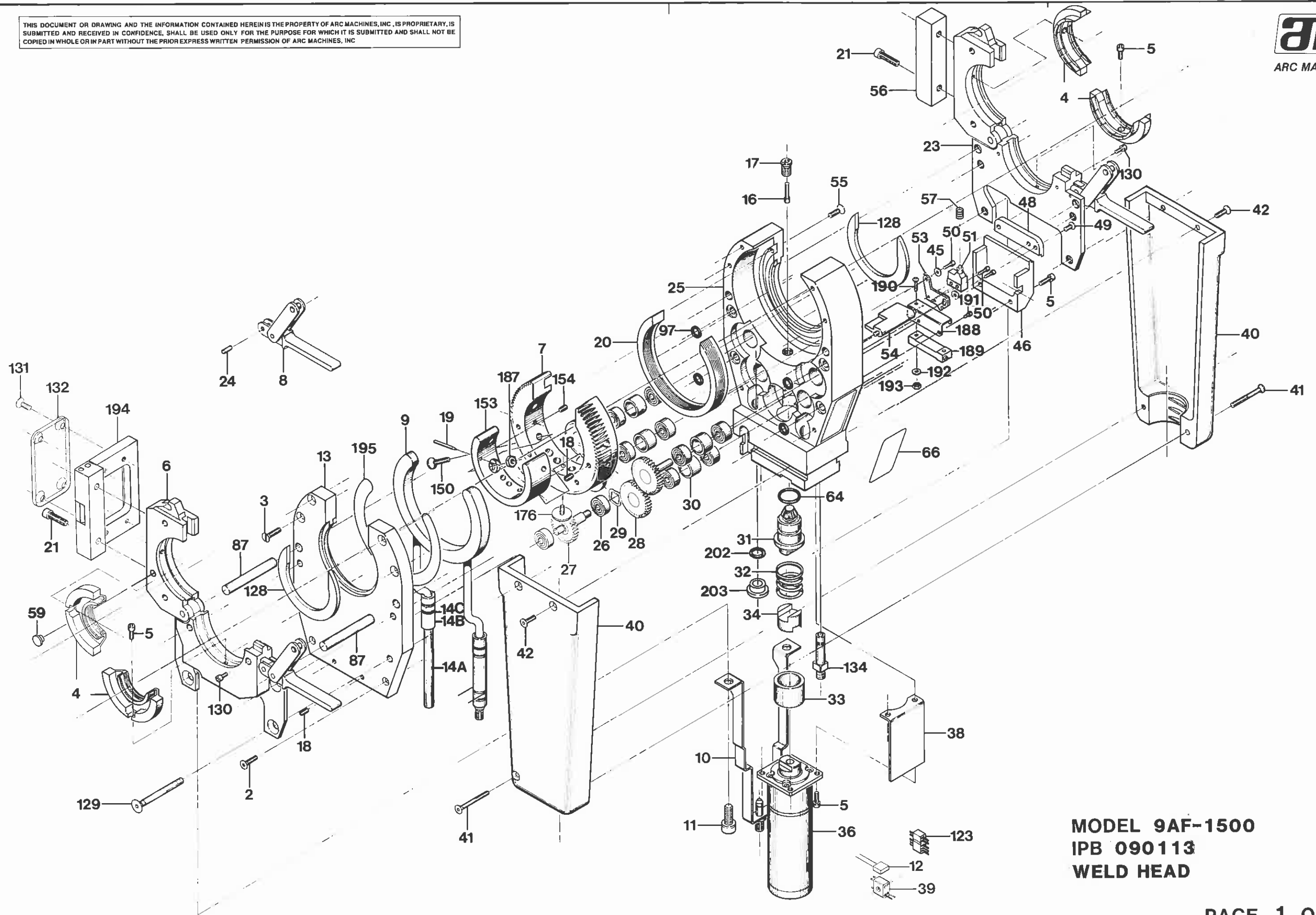
| IPB ITEM NUMBER | QTY | U/M | PART NUMBER | DESCRIPTION |
|--------------------|-----|-----|--------------|-------------|
| 203 | 1 | EA | 420901126-02 | GROMMET |

PRICE, PART NUMBER AND
DESCRIPTION SUBJECT TO
CHANGE WITHOUT NOTICE

THIS DOCUMENT OR DRAWING AND THE INFORMATION CONTAINED HEREIN IS THE PROPERTY OF ARC MACHINES, INC. IS PROPRIETARY, IS SUBMITTED AND RECEIVED IN CONFIDENCE, SHALL BE USED ONLY FOR THE PURPOSE FOR WHICH IT IS SUBMITTED AND SHALL NOT BE COPIED IN WHOLE OR IN PART WITHOUT THE PRIOR EXPRESS WRITTEN PERMISSION OF ARC MACHINES, INC.



ARC MACHINES, INC.

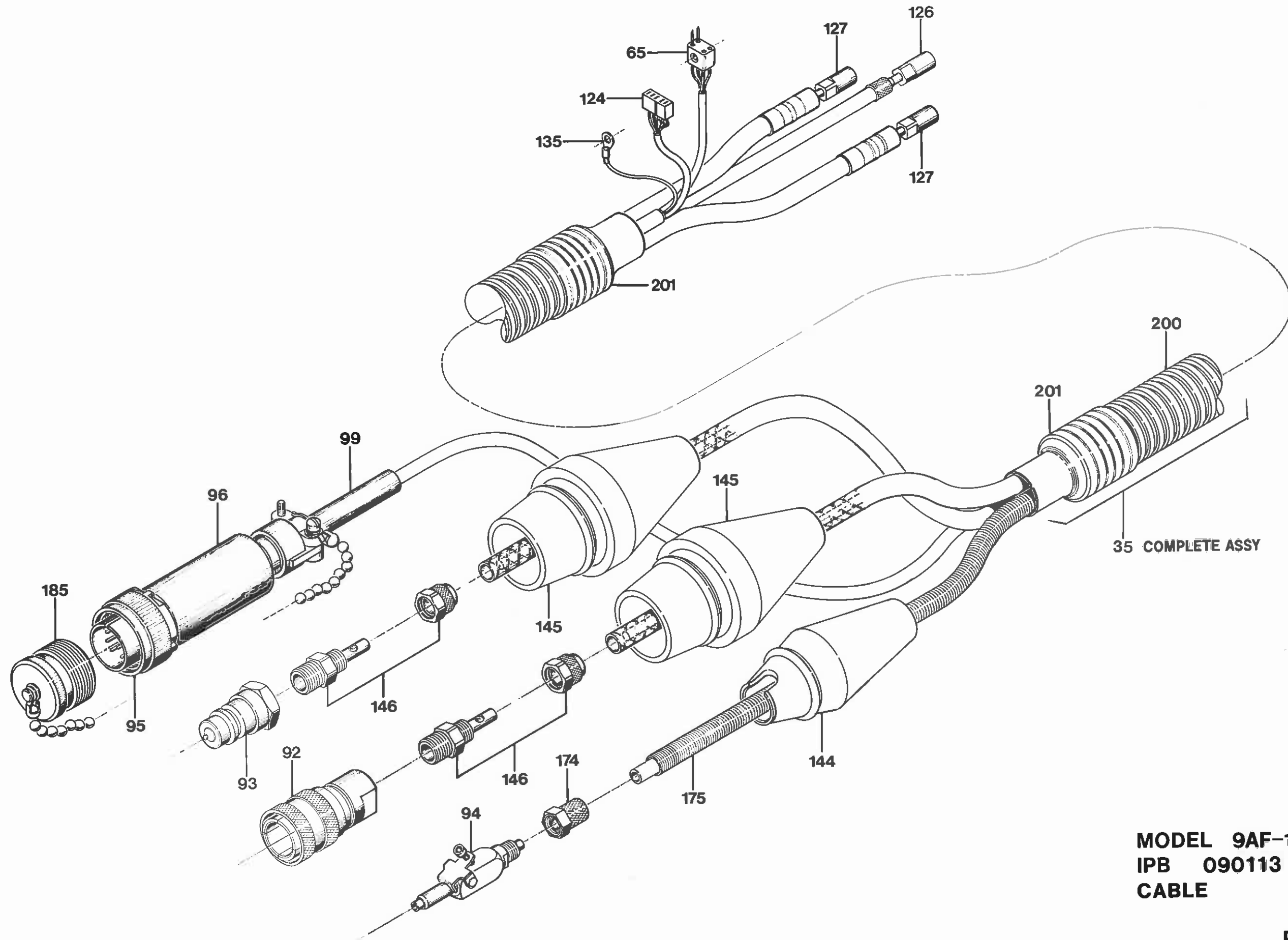


MODEL 9AF-1500
IPB 090113
WELD HEAD

THIS DOCUMENT OR DRAWING AND THE INFORMATION CONTAINED HEREIN IS THE PROPERTY OF ARC MACHINES, INC., IS PROPRIETARY, IS SUBMITTED AND RECEIVED IN CONFIDENCE, SHALL BE USED ONLY FOR THE PURPOSE FOR WHICH IT IS SUBMITTED AND SHALL NOT BE COPIED IN WHOLE OR IN PART WITHOUT THE PRIOR EXPRESS WRITTEN PERMISSION OF ARC MACHINES, INC.



ARC MACHINES, INC.



MODEL 9AF-1500
IPB 090113
CABLE

IPB NUMBER: 090113

TO ORDER
USE PART NUMBER
DO NOT USE IPB
ITEM NUMBER

ARC MACHINES, INC.

PRODUCT MODEL: M9-1500
DESCRIPTION: MAIN ASSEMBLY MODEL 9AF
MANUAL NUMBER: 730015
NOTES:

| IPB ITEM NUMBER | QTY | U/M | PART NUMBER | DESCRIPTION | |
|--------------------|------|-----|-----------------|--------------------------------|-------------------------------|
| 1 | 0 | - | - | ----- | |
| 2 | 2 | EA | SFS04-40-0.50NP | SCREW FLH SKT 4-40 1/2 L | |
| 3 | 4 | EA | SFL06-32-0.62NY | SCREW FLH SLT 6-32 5/8 L NYL | |
| 4 | 0 | - | - | ----- | |
| 5 | 10 | EA | SCS04-40-0.31NP | SCREW CAP SKT 4-40 5/16 L | |
| 6 | 1 | EA | 13090524-01 | CLAMP HSG COVER SIDE | |
| 7 | 1 | EA | 13090776-01 | ROTOR 9-1500 | |
| 8 | 2 | EA | 13090565-01 | LATCH ASSY M9-1500, 2500, 3500 | |
| 9 | 1 | EA | 13090729-01 | CONDUCTOR RING 9-1500 | |
| 10 | 1 | EA | 13090730-01 | GROUND STRAP | |
| 11 | 2 | EA | SCS25-20-0.62SP | SCREW CAP SKT 1/4-20 5/8 L SP | |
| 12 | 1 | EA | CK06BX104K | CAP 0.1MF 100V 10% | |
| 13 | 1 | EA | 42090155-01 | COVER HSG 9-1500 | |
| 14A | 0.5 | FT | 029173 | TBG SILICONE 1/8ID 1/4OD RED | TUBE CLAMP INSERT-ORD BY SIZE |
| 14B | 0.08 | FT | FP-301-0.25 | TBG SHRINK | |
| 14C | 18 | IN | MS20995C25 | LOCKWIRE 1LB SPOOL .025D 304SS | |
| 15 | 0 | - | - | ----- | |
| 16 | 1 | EA | 42090704-02 | PUSH ROD LIMIT SW | |
| 17 | 1 | EA | 42090704-01 | BUSHING PUSH ROD | |
| 18 | 2 | EA | SSS06-32-18NPCU | SCREW SET SKT 6/32 3/16 CUPT | |
| 19 | 0 | - | - | ----- | |
| 20 | 1 | EA | 42090702-02 | GUIDE RING | |
| 21 | 4 | EA | SCS08-32-0.62NP | SCREW CAP SKT 8-32 5/8 L | |
| 22 | 0 | - | - | ----- | |
| 23 | 1 | EA | 13090525-01 | CLAMP HSG HSG SIDE | |
| 24 | 2 | EA | PD12-0.31SS | PIN DOWEL 1/8D 5/16L SST | |
| 25 | 1 | EA | 42090154-01 | HOUSING MAIN 9-1500 | |
| 26 | 10 | EA | SSR-3LLRA3P2[| BEARING BALL .18 .50 [5LY-101] | |
| 27 | 1 | EA | 13090600-02 | GEAR DRIVE | |
| 28 | 4 | EA | 13090600-01 | GEAR IDLER | |
| 29 | 1 | EA | SV-8 | SPRING WAVE WASHER .351D .44 | |
| 30 | 4 | EA | 42090602-02 | SPACER BRG | |
| 31 | 1 | EA | 13090602-07 | GEAR PINION DRIVE | |
| 32 | 1 | EA | 15156 | SPRING CPRSN .81D .70L .067W | |
| 33 | 1 | EA | 42090602-04 | SPACER SPRING | |
| 34 | 1 | EA | 42090602-03 | COUPLING INSULATING DELRIN | |
| 35 | 1 | EA | 13090800-01 | CABLE M9 10 FT | |

PRICE, PART NUMBER AND
DESCRIPTION SUBJECT TO
CHANGE WITHOUT NOTICE

IPB NUMBER: 090113

TO ORDER
USE PART NUMBER
DO NOT USE IPB
ITEM NUMBER

ARC MACHINES, INC.

PRODUCT MODEL: M9-1500
DESCRIPTION: MAIN ASSEMBLY MODEL 9AF
MANUAL NUMBER: 730015
NOTES:

| IPB ITEM NUMBER | QTY | U/M | PART NUMBER | DESCRIPTION | |
|-----------------|--------------|---------------|-------------------------|---|--------------------------|
| 36 | 1 | EA | 13090602-02 | MOTOR DRIVE PINION 112 RPM | (INCLUDES ITEMS 12 & 39) |
| 37 | | | - | ----- | |
| 38 | 1 | EA | 42091102-04 | INSULATOR SKIRT | |
| 39 | 1 | EA | JF2P2SCD | CONN 4 PIN PLUG MINIATURE | |
| 40 | 1 | SET | 42090104-01 | HANDLE | (SET OF 2) |
| 41 | 1 | SET | SFS04-40-1.00NP | SCREW FLH SKT 4-40 1.00 L | (SET OF 2) |
| 42 | 1 | SET | SFS04-40-0.37NP | SCREW FLH SKT 4-40 3/8 L | (SET OF 4) |
| 43 | | | - | ----- | |
| 44 | | | - | ----- | (SET OF 2) |
| 45 | 1 | SET | W02ZP-FL | WASHER FL #2 | (SET OF 2) |
| 46 | 1 | EA | 42091102-02 | COVER LIMIT SW LWR 9-1500 | |
| 47 | 1 | EA | - | ----- | |
| 48 | 1 | EA | 42091102-01 | COVER LIMIT SW UPPER | |
| 49 | 1 | SET | SFS04-40-0.18NP | SCREW FLH SKT 4-40 3/16 L | (SET OF 2) |
| 50 | 1 | SET | SCS02-56-0.25NP | SCREW CAP SKT 2-56 1/4 L | (SET OF 4) |
| 51 | 1 | EA | MMD | OBS (USE PN MMGGD1DOC) | |
| 52 | | | - | ----- | |
| 53 | 1 | EA | 42091103-01 | PLATE MTG LIMIT SWITCH | |
| 54 | 1 | EA | 42091100-01 | LEVER LIMIT SWITCH | |
| 55 | 1 | EA | SFL06-32-0.43NY | SCREW FLH SLT 6-32 7/16 L NYL | (SET OF 5) |
| 56 | 1 | EA | 42090515-02 | CLOSURE END | |
| 57 | 1 | EA | L-14 | OBS - REPLACED BY MM-9 | |
| 58 | | | - | ----- | |
| 59 | 1 | EA | 650 | PLUG 1/4 DIA HOLE | |
| 64 | 1 | EA | 2-014 | O RING .489 ID .070 W | |
| 65 | 1 | EA | JF2P2PCD | CONN 4 SOCKET RECEPTACLE MINTR | |
| 66 | 1 | EA | 420901111-33 | NAMEPLATE IDENT TAG 9AF-1500 | |
| 87 | 1 | EA | 42090164-02 | PIN .250D 1.72L 9-1500 | |
| 88 | | | - | ----- | |
| 92 | 1 | EA | 42060800-02 | CPLC Q/D WATER FEM MOD SM 251B | |
| 93 | 1 | EA | S 252 B | COUPLING Q/D MALE WATER/POWER | |
| 94 | 1 | EA | 294 PMD 04 | DO NOT SELL USE: 1351109-01 | |
| 95 | 1 | EA | MS3106B18 1P | CONN 10 PIN PLUG | |
| 96 | 1 | EA | G1501N186A3A | CONN BACKSHELL | |
| 97 | 4 | EA | 2-008 | O RING .187 ID .070 W VITON | |
| 98 | | | - | ----- | |
| 99 | 1 | EA | MS39056 3 | CONN TELESCOPIC BUSHING | |

PRICE, PART NUMBER AND
DESCRIPTION SUBJECT TO
CHANGE WITHOUT NOTICE

IPB NUMBER: 090113

TO ORDER
USE PART NUMBER
DO NOT USE IPB
ITEM NUMBER

ARC MACHINES, INC.

PRODUCT MODEL: M9-1500
DESCRIPTION: MAIN ASSEMBLY MODEL 9AF
MANUAL NUMBER: 730015
NOTES:

| IPB ITEM NUMBER | QTY | U/M | PART NUMBER | DESCRIPTION | |
|-----------------|--------------|---------------|---------------------------|---|------------|
| 123 | 1 | EA | 5PM | OBS USE 7051 | |
| 124 | 1 | EA | 5PF | OBS USE 7052 | |
| 125 | | | - | ----- | |
| 126 | 1 | EA | 2PF1 | FTG 1/4 28 FEMALE | |
| 127 | 1 | EA | 42060800-01 | OBS (USE ARC 1881) | |
| 128 | 2 | EA | 420907168-01 | HEAT SHIELD 9-1500 | |
| 129 | 4 | EA | 13090124-01 | SCREW INSULATED | |
| 130 | 1 | SET | SCS04-40-0.37NP | SCREW CAP SKT 4-40 3/8 L | (SET OF 4) |
| 131 | 1 | SET | SFL06-32-0.31NY | SCREW FLH SLT 6-32 5/16 L NYL | (SET OF 4) |
| 132 | 1 | EA | 42090515-03 | WINDOW | |
| 134 | 1 | EA | 13090803-01 | TUBE FTG GAS | |
| 135 | 1 | EA | R6100205B | TERM 16-14 AWG #6 | |
| 144 | 1 | EA | 42060805-04 | BOOT MALE GAS | |
| 145 | 1 | EA | 42060804-01 | BOOT MALE POWER/GROUND | |
| 146 | 2 | EA | 42060800-07 | FTG COUPLING HOSE/CABLE | |
| 147 | | | - | ----- | |
| 150 | 1 | SET | SFS04-40-0.68NP | SCREW FLH SKT 4-40 11/16 L | (SET OF 2) |
| 151 | | | - | ----- | |
| 153 | 1 | EA | 42090789-01 | HUB EXTENSION 9-1500 | |
| 154 | 1 | SET | 420907144-01 | OBS USE SSS04-40-18NPCU | (SET OF 2) |
| 155 | | | - | ----- | |
| 174 | 1 | EA | 261 PG-04 | FTG NUT/SLEEVE SPRING 1/4 TUBE | |
| 175 | 1 | EA | AS200718 | SPRING GUARD .34 OD 18.00 LG | |
| 176 | 1 | EA | 420907156-01 | CAM LIMIT SWITCH | |
| 177 | | | - | ----- | |
| 185 | 1 | EA | 1350110-04 | DUST CAP ASSY W/CHAIN(MALE18D) | |
| 187 | 1 | SET | N04-40ZP-HEX | NUT 4-40 | (SET OF 2) |
| 188 | 1 | EA | 420901131-01 | RETAINER TRIM POT M9-1500 | |
| 189 | 1 | EA | 3057L-1-103 | POT TRIM 10K OHM 1.25L | |
| 190 | 1 | EA | SBS02-56-0.37NP | SCREW BTH SKT 2-56 3/8 L | |
| 191 | 2 | EA | SCS02-56-0.12NP | SCREW CAP SKT 2-56 1/8 L | |
| 192 | 1 | EA | W02NP-FL | WASHER FL #2 | |
| 193 | 1 | EA | N02-56ZP-HEX | NUT 2-56 | |
| 194 | 1 | EA | 130905214-01 | CLOSURE FLIP-TOP M9-1500 | |
| 195 | 1 | EA | 420907215-01 | PLATE BACKING M9-1500 | |
| 200 | 9 | FT | DUCT 0.87 50 W | CONDUIT WHT 0.87 ID | |
| 201 | 6 | IN | M23053/5 111 0 | TBC SHRINK 1-1/2 ID BLK | |

PRICE, PART NUMBER AND
DESCRIPTION SUBJECT TO
CHANGE WITHOUT NOTICE

IPB NUMBER: 090113

TO ORDER
USE PART NUMBER
DO NOT USE IPB
ITEM NUMBER

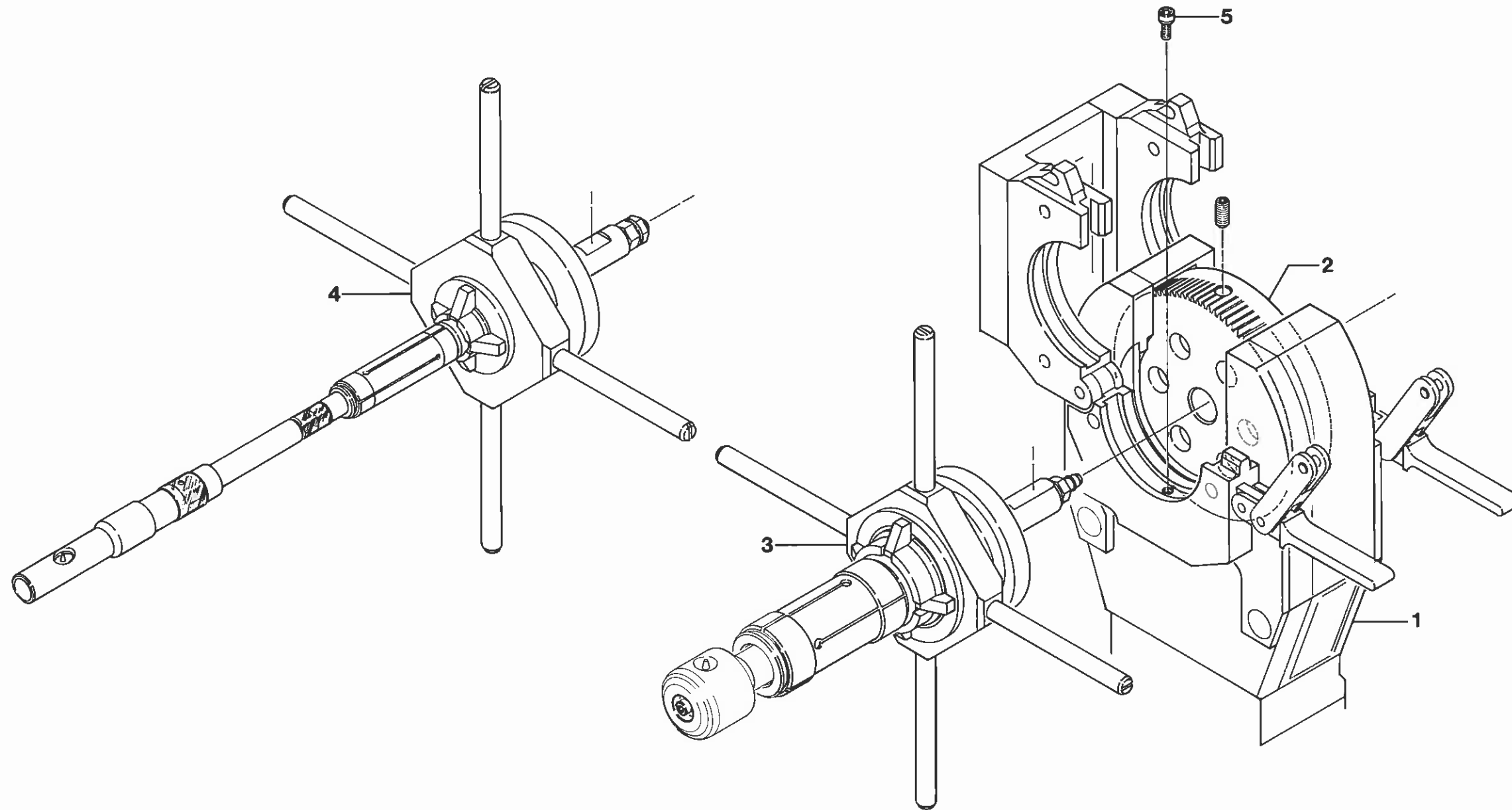
ARC MACHINES, INC.

PRODUCT MODEL: M9-1500
DESCRIPTION: MAIN ASSEMBLY MODEL 9AF
MANUAL NUMBER: 730015
NOTES:

| IPB ITEM NUMBER | QTY | U/M | PART NUMBER | DESCRIPTION |
|--------------------|-----|-----|---------------|--------------------------------|
| 202 | 1 | EA | 2-010-S604-70 | O RING .238 ID .070 W SILICONE |
| 203 | 1 | EA | 420901126-02 | GROMMET |

PRICE, PART NUMBER AND
DESCRIPTION SUBJECT TO
CHANGE WITHOUT NOTICE

THIS DOCUMENT OR DRAWING AND THE INFORMATION CONTAINED HEREIN IS THE PROPERTY OF ARC MACHINES, INC., IS PROPRIETARY, IS SUBMITTED AND RECEIVED IN CONFIDENCE, SHALL BE USED ONLY FOR THE PURPOSE FOR WHICH IT IS SUBMITTED AND SHALL NOT BE COPIED IN WHOLE OR IN PART WITHOUT THE PRIOR EXPRESS WRITTEN PERMISSION OF ARC MACHINES, INC.



MODEL 9BW-1500
IPB 090139
ID WELD HEAD ASSEMBLY

IPB NUMBER: 090139

TO ORDER
USE PART NUMBER
DO NOT USE IPB
ITEM NUMBER

ARC MACHINES, INC.

PRODUCT MODEL: 9-1500
DESCRIPTION: ID WELD HEAD ASSEMBLY
MANUAL NUMBER: 730015
NOTES:

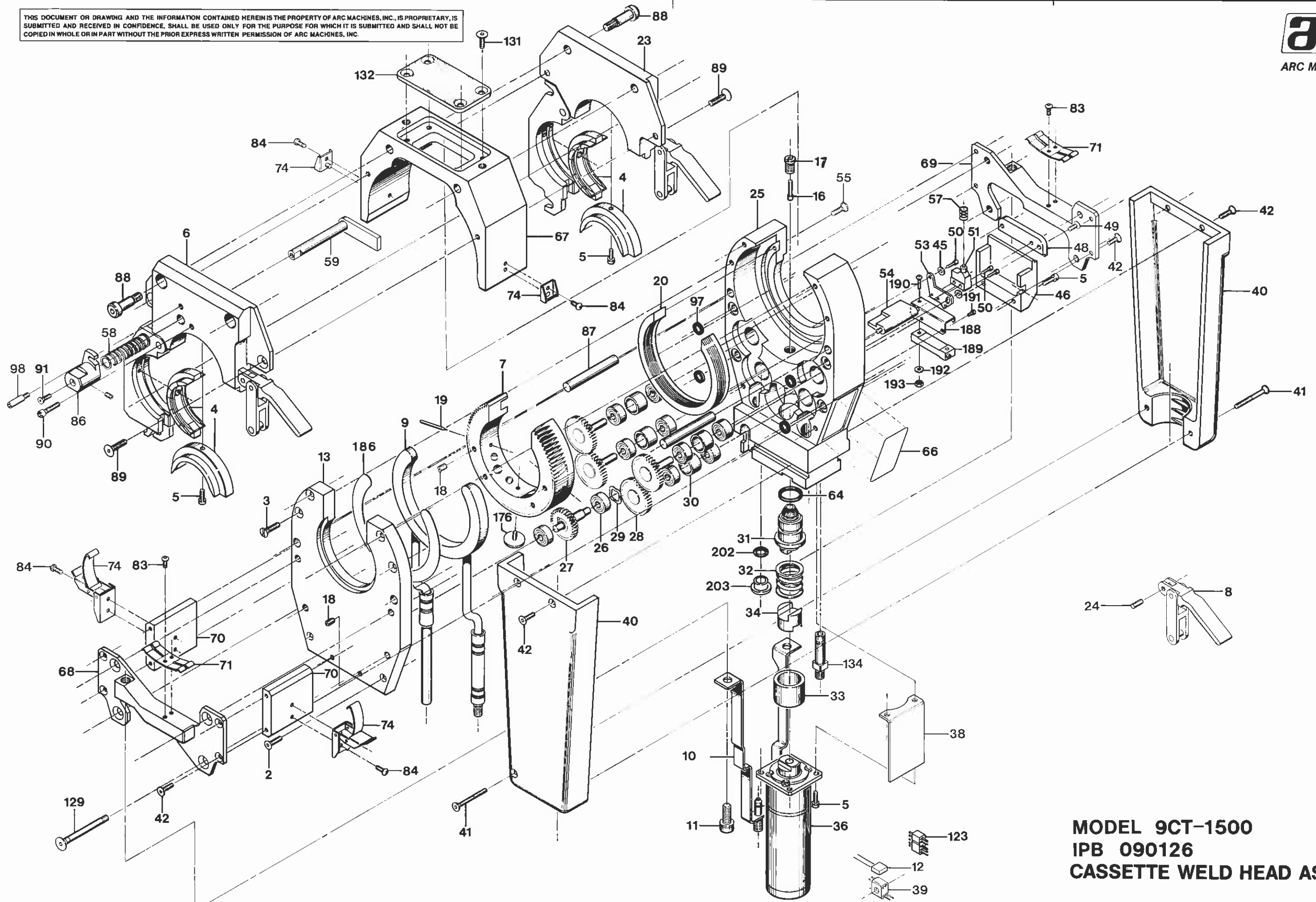
| IPB ITEM NUMBER | QTY | U/M | PART NUMBER | DESCRIPTION |
|--------------------|-----|-----|-----------------|--------------------------------|
| 1 | 1 | EA | 13090116-05 | WELD HD ASSY M9BW-1500 BASIC |
| 2 | 1 | EA | 13090777-01 | ROTOR M9BW-1500 |
| 3 | 1 | EA | 13090907-01 | TORCH FXTR 1.00ID WLD 9BW-1500 |
| 4 | 1 | EA | 13090928-01 | TORCH FXTR 1/2 ID MOD 9BW-1500 |
| 5 | 1 | EA | SCS04-40-0.25NP | SCREW CAP SKT 4-40 1/4 L |

PRICE, PART NUMBER AND
DESCRIPTION SUBJECT TO
CHANGE WITHOUT NOTICE

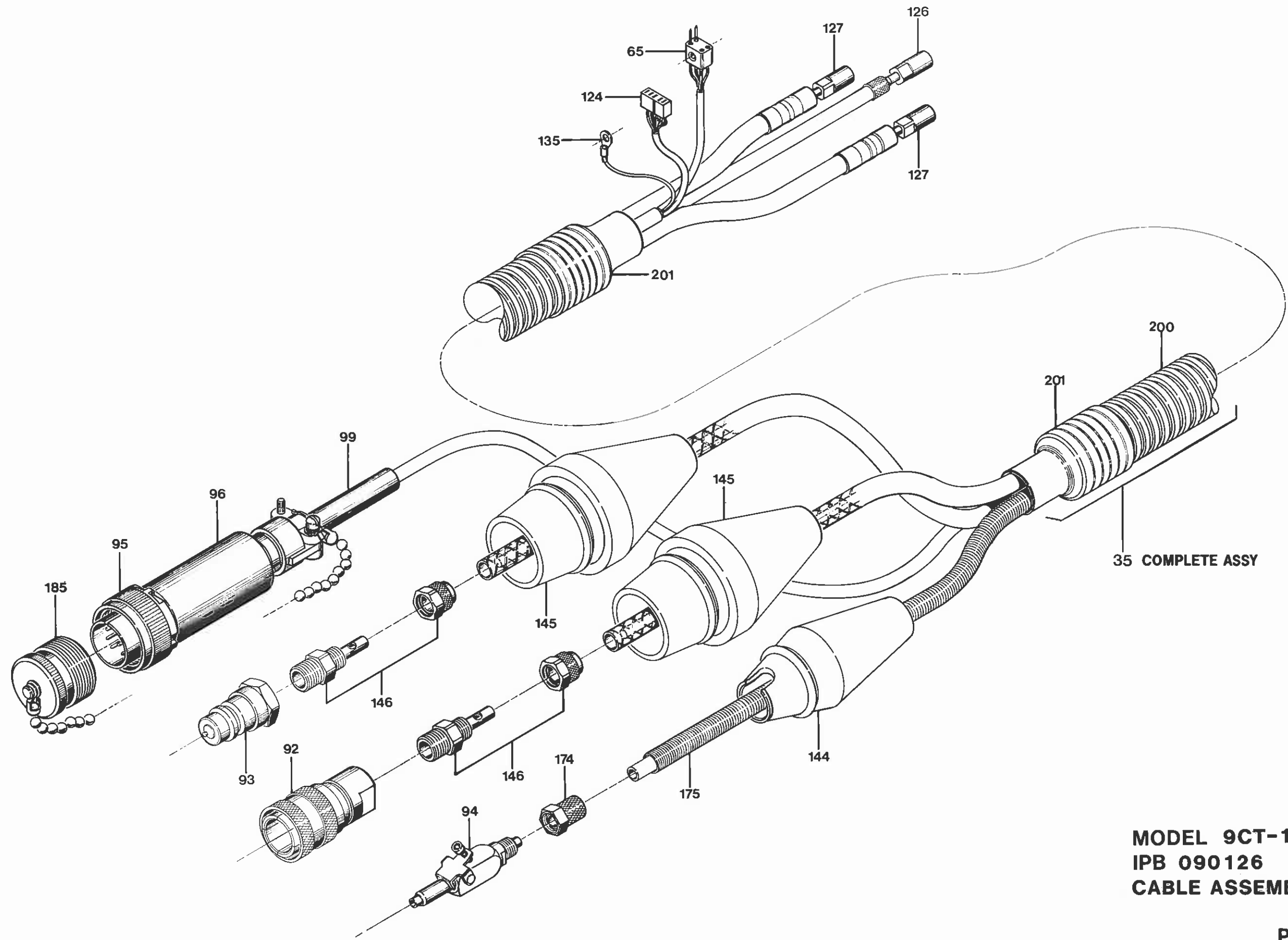
THIS DOCUMENT OR DRAWING AND THE INFORMATION CONTAINED HEREIN IS THE PROPERTY OF ARC MACHINES, INC. IS PROPRIETARY, IS SUBMITTED AND RECEIVED IN CONFIDENCE, SHALL BE USED ONLY FOR THE PURPOSE FOR WHICH IT IS SUBMITTED AND SHALL NOT BE COPIED IN WHOLE OR IN PART WITHOUT THE PRIOR EXPRESS WRITTEN PERMISSION OF ARC MACHINES, INC.



ARC MACHINES, INC.



MODEL 9CT-1500
IPB 090126
CASSETTE WELD HEAD ASSEMBLY



MODEL 9CT-1500
IPB 090126
CABLE ASSEMBLY

IPB NUMBER: 090126

TO ORDER
USE PART NUMBER
DO NOT USE IPB
ITEM NUMBER

ARC MACHINES, INC.

PRODUCT MODEL: M9-1500
DESCRIPTION: CASSETTE WELD HEAD ASSEMBLY
MANUAL NUMBER: 730015
NOTES:

| IPB ITEM NUMBER | QTY | U/M | PART NUMBER | DESCRIPTION | |
|-----------------|-----|-----|-----------------|--------------------------------|-------------------------------|
| 1 | | | - | ----- | |
| 2 | 1 | SET | SFS04-40-0.50NP | SCREW FLH SKT 4-40 1/2 L | (SET OF 2) |
| 3 | 1 | SET | SFL06-32-0.62NY | SCREW FLH SLT 6-32 5/8 L NYL | (SET OF 4) |
| 4 | | - | - | ----- | TUBE CLAMP INSERT-ORD BY SIZE |
| 5 | 1 | SET | SCS04-40-0.31NP | SCREW CAP SKT 4-40 5/16 L | (SET OF 10) |
| 6 | 1 | EA | 130905113-01 | CLAMP ASSY COVER SIDE 9CT-1500 | (INCLUDE ITEM 8 & 24) |
| 7 | 1 | EA | 13090776-01 | ROTOR 9-1500 | (INCLUDE ITEM 176) |
| 8 | 2 | EA | 130905111-01 | LATCH ASSY 9CT-1500 | |
| 9 | 1 | EA | 13090729-01 | CONDUCTOR RING 9-1500 | |
| 10 | 1 | EA | 13090730-01 | GROUND STRAP | |
| 11 | 1 | SET | SCS25-20-0.62SP | SCREW CAP SKT 1/4-20 5/8 L SP | (SET OF 2) |
| 12 | 1 | EA | CK06BX104K | CAP 0.1MF 100V 10% | |
| 13 | 1 | EA | 42090155-01 | COVER HSG 9-1500 | |
| 14 | | - | - | ----- | |
| 15 | | - | - | ----- | |
| 16 | 1 | EA | 42090704-02 | PUSH ROD LIMIT SW | |
| 17 | 1 | EA | 42090704-01 | BUSHING PUSH ROD | |
| 18 | 1 | SET | SSS06-32-18NPCU | SCREW SET SKT 6-32 3/16 L CUPT | |
| 19 | 1 | EA | - | ----- | TUNGSTEN |
| 20 | 1 | EA | 42090702-02 | GUIDE RING | |
| 21 | | - | - | ----- | |
| 22 | | - | - | ----- | |
| 23 | 1 | EA | 130905112-01 | CLAMP ASSY HSG SIDE 9CT-1500 | (INCLUDE ITEM 8 & 24) |
| 24 | 2 | EA | PD12-0.31SS | PIN DOWEL 1/8D 5/16L SST | |
| 25 | 1 | EA | 42090154-01 | HOUSING MAIN 9-1500 | |
| 26 | 10 | EA | SSR-3LLRA3P25 [| BEARING BALL .18 .50 [LY13] | |
| 27 | 1 | EA | 13090600-02 | GEAR DRIVE | |
| 28 | 4 | EA | 13090600-01 | GEAR IDLER | |
| 29 | 1 | EA | SV-8 | SPRING WAVE WASHER .351D .44 | |
| 30 | 4 | EA | 42090602-02 | SPACER BRG | |
| 31 | 1 | EA | 13090602-07 | GEAR PINION DRIVE | |
| 32 | 1 | EA | 15156 | SPRING CPRSN .81D .70L .067W | |
| 33 | 1 | EA | 42090602-04 | SPACER SPRING | |
| 34 | 1 | EA | 42090602-03 | COUPLING INSULATING DELRIN | |
| 35 | 1 | EA | 13090800-01 | CABLE M9 10 FT | |
| 36 | 1 | EA | 13090602-02 | MOTOR DRIVE PINION 112 RPM | |
| 37 | | - | - | ----- | |

PRICE, PART NUMBER AND
DESCRIPTION SUBJECT TO
CHANGE WITHOUT NOTICE

IPB NUMBER: 090126

TO ORDER
USE PART NUMBER
DO NOT USE IPB
ITEM NUMBER

ARC MACHINES, INC.

PRODUCT MODEL: M9-1500
DESCRIPTION: CASSETTE WELD HEAD ASSEMBLY
MANUAL NUMBER: 730015
NOTES:

| IPB ITEM NUMBER | QTY | U/M | PART NUMBER | DESCRIPTION | |
|--------------------|--------------|---------------|---------------------|---|-------------|
| 38 | 1 | EA | 42091102-04 | INSULATOR SKIRT | |
| 39 | 1 | EA | JF2P2SCD | CONN 4 PIN PLUG MINIATURE | |
| 40 | 1 | SET | 42090104-01 | HANDLE | (SET OF 2) |
| 41 | 1 | SET | SFS04-40-1.00NP | SCREW FLH SKT 4-40 1.00 L | (SET OF 2) |
| 42 | 1 | SET | SFS04-40-0.37NP | SCREW FLH SKT 4-40 3/8 L | (SET OF 12) |
| 43 | - | - | - | ----- | |
| 44 | - | - | - | ----- | |
| 45 | 1 | SET | W02ZP-FL | WASHER FL #2 | (SET OF 2) |
| 46 | 1 | EA | 42091102-02 | COVER LIMIT SW LWR 9-1500 | |
| 47 | - | - | - | ----- | |
| 48 | 1 | EA | 42091102-01 | COVER LIMIT SW UPPER | |
| 49 | 1 | SET | SFS04-40-0.18NP | SCREW FLH SKT 4-40 3/16 L | (SET OF 2) |
| 50 | 1 | SET | SCS02-56-0.25NP | SCREW CAP SKT 2-56 1/4 L | (SET OF 4) |
| 51 | 1 | EA | MMGGD1DOC | SWITCH LIMIT PLUNGER | |
| 52 | - | - | - | ----- | |
| 53 | 1 | EA | 42091103-01 | PLATE MTG LIMIT SWITCH | |
| 54 | 1 | EA | 42091100-01 | LEVER LIMIT SWITCH | |
| 55 | 1 | SET | SFL06-32-0.43NY | SCREW FLH SLT 6-32 7/16 L NYL | (SET OF 5) |
| 56 | - | - | - | ----- | |
| 57 | 1 | EA | L-14 | SPRING CPRSN .25D .43L .020W | |
| 58 | 1 | EA | S-910 | SPRING CPRSN .31D 2.00L .024W | |
| 59 | 1 | EA | 130905107-01 | ARM LOCATING BRAZED M9CT-1500 | |
| 60 | - | - | - | ----- | |
| 61 | - | - | - | ----- | |
| 64 | 1 | EA | 2-014 | O RING .489 ID .070 W | |
| 65 | 1 | EA | JF2P2PCD | CONN 4 SOCKET RECEPTACLE MINTR | |
| 66 | 1 | EA | 420901111-02 | NAMEPLATE IDENT TAG 9-1500 | |
| 67 | 1 | EA | 420905277-01 | FRAME | |
| 68 | 1 | EA | 420905276-01 | BRACKET COVER SIDE | |
| 69 | 1 | EA | 420905275-01 | BRACKET HOUSING SIDE | |
| 70 | 2 | EA | 420905276-02 | PLATE SIDE | |
| 71 | 2 | EA | 420905276-03 | SPRING GROUND | |
| 72 | - | - | - | ----- | |
| 73 | - | - | - | ----- | |
| 74 | 2 | EA | 97-50-115-12 | LATCH DRAW WITH KEEPER | |
| 75 | - | - | - | ----- | |
| 76 | - | - | - | ----- | |

PRICE, PART NUMBER AND
DESCRIPTION SUBJECT TO
CHANGE WITHOUT NOTICE

IPB NUMBER: 090126

TO ORDER
USE PART NUMBER
DO NOT USE IPB
ITEM NUMBER

ARC MACHINES, INC.

PRODUCT MODEL: M9-1500
DESCRIPTION: CASSETTE WELD HEAD ASSEMBLY
MANUAL NUMBER: 730015
NOTES:

| IPB ITEM NUMBER | QTY | U/M | PART NUMBER | DESCRIPTION | |
|-----------------|-----|-----|-------------------------|--|------------|
| 77 | | - | - | ----- | |
| 78 | | - | - | ----- | |
| 83 | 1 | SET | SBS04-40-0.25NP | SCREW BTH SKT 4-40 1/4 L | (SET OF 4) |
| 84 | 1 | SET | SBS08-32-0.31NP | SCREW BTH SKT 8-32 5/16 L | (SET OF 6) |
| 85 | | - | - | ----- | |
| 86 | 1 | EA | 130905108-01 | KNOB ASSY 1500 2500 3500 4500 | |
| 87 | 1 | EA | 42090164-02 | PIN .250D 1.72L 9-1500 | |
| 88 | 1 | SET | 44D31 | SCREW SHLDR SKT 10-32 1/2L | (SET OF 4) |
| 89 | 1 | SET | SFS08-32-0.50NP | SCREW FLH SKT 8-32 1/2 L | (SET OF 4) |
| 90 | 1 | EA | SCS04-40-0.37NP | SCREW CAP SKT 4-40 3/8 L | |
| 91 | 1 | EA | SFS02-56-0.31NP | SCREW FLH SKT 2-56 5/16 L | |
| 92 | 1 | EA | 42060000-02 | COUPLING Q/D CONN (SM 251B) | |
| 93 | 1 | EA | 8-252-B | COUPLING Q/D MALE WATER/POWER | |
| 94 | 1 | EA | 294-FMD-04 | DO NOT SELL USE: 1351109-01 | |
| 95 | 1 | EA | MS3106B18-1P | CONN 18 PIN PLUG | |
| 96 | 1 | EA | G1501N18GA3A | CONN BACKSHELL | |
| 97 | 4 | EA | 2-008 | O RING .187 ID .070 W VITON | |
| 98 | 1 | EA | 420905277-04 | STOP (44D22) | |
| 99 | 1 | EA | MS39056-3 | CONN TELESCOPIC BUSHING | |
| 100 | | - | - | ----- | |
| 101 | | - | - | ----- | |
| 123 | 1 | EA | 5PM | OBS USE 7051 | |
| 124 | 1 | EA | 5PF | OBS USE 7052 | |
| 125 | | - | - | ----- | |
| 126 | 1 | EA | 2PF1 | FTG 1/4 28 FEMALE | |
| 127 | 2 | EA | 42060000-01 | OBS (USE ARC 1881) | |
| 128 | | - | - | ----- | |
| 129 | 4 | EA | 13090124-01 | SCREW INSULATED | |
| 130 | | - | - | ----- | |
| 131 | 1 | SET | SFS04-40-0.31NP | SCREW FLH SKT 4-40 5/16 L | (SET OF 4) |
| 132 | 1 | EA | 42090515-03 | WINDOW | |
| 134 | 1 | EA | 13090803-01 | TUBE FTG GAS | |
| 135 | 1 | EA | R61002GSE | TERM 16-14 AWG #6 | |
| 136 | | - | - | ----- | |
| 144 | 1 | EA | 42060005-04 | BOOT MALE GAS | |
| 145 | 2 | EA | 42060004-01 | BOOT MALE POWER/GROUND | |
| 146 | 2 | EA | 42060000-07 | FTG COUPLING HOSE/CABLE | |

PRICE, PART NUMBER AND
DESCRIPTION SUBJECT TO
CHANGE WITHOUT NOTICE

IPB NUMBER: 090126

TO ORDER
USE PART NUMBER
DO NOT USE IPB
ITEM NUMBER

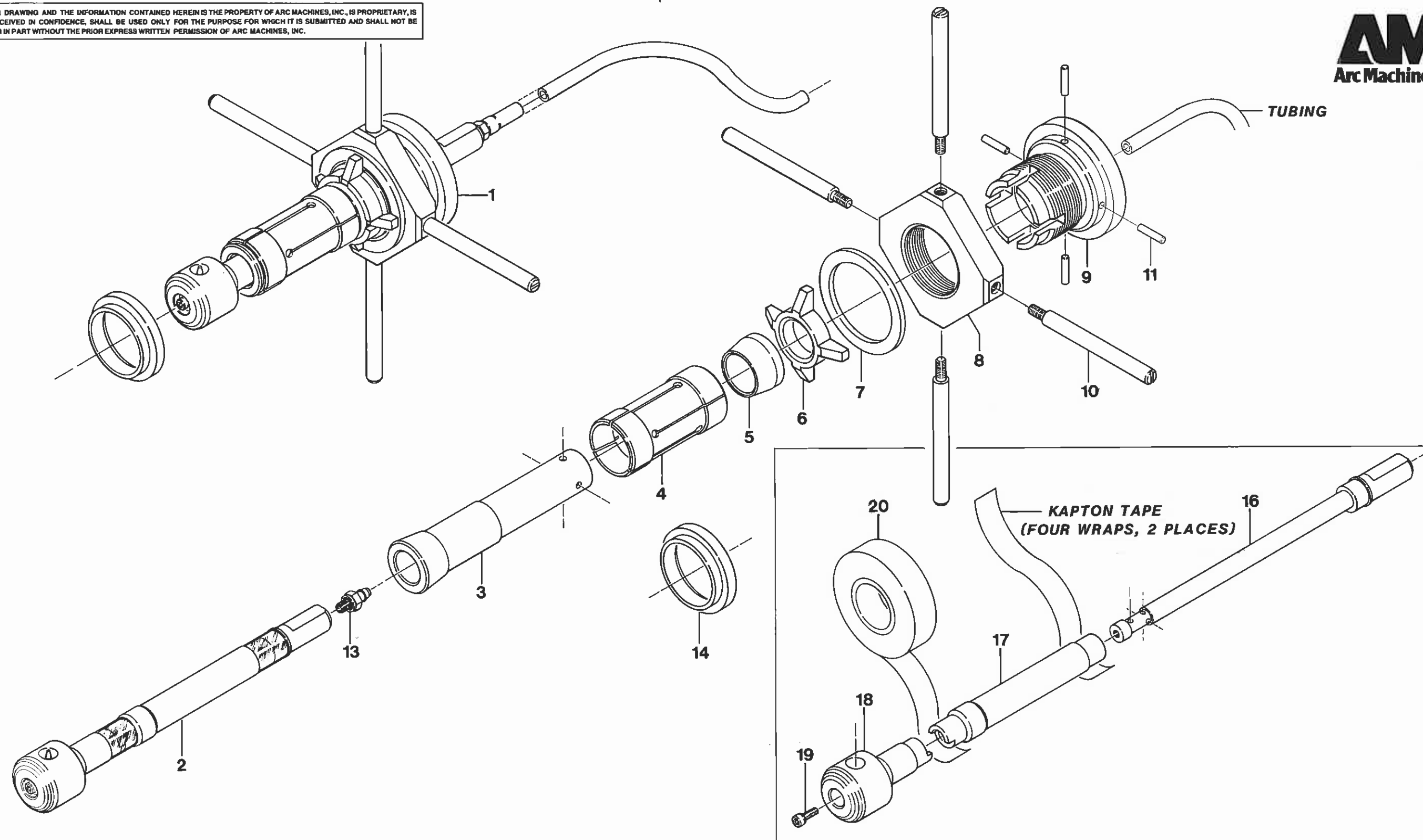
ARC MACHINES, INC.

PRODUCT MODEL: M9-1500
DESCRIPTION: CASSETTE WELD HEAD ASSEMBLY
MANUAL NUMBER: 730015
NOTES:

| IPB ITEM NUMBER | QTY | U/M | PART NUMBER | DESCRIPTION |
|--------------------|--------------|---------------|---------------------------|---|
| 147 | | - | - | ----- |
| 174 | 1 | EA | 261 PG 04 | FTG NUT/SLEEVE SPRING 1/4 TUBE |
| 175 | 1 | EA | AS200718 | SPRING GUARD .34 OD 18.00 LG |
| 176 | 1 | EA | 420907156-01 | CAM LIMIT SWITCH |
| 185 | 1 | EA | 1350110 04 | DUST CAP ASSY W/CHAIN(MALE18D) |
| 186 | 1 | EA | 420907215-01 | PLATE BACKING M9-1500 |
| 200 | 9 | FT | DUCT 0.87-50 W | CONDUIT WHIT 0.87 ID |
| 201 | 6 | IN | M23053/5-111-0 | TBG SHRINK 1-1/2 ID BLK |
| 202 | 1 | EA | 2-010-S604-70 | O RING .238 ID .070 W SILICONE |
| 203 | 1 | EA | 420901126-02 | GROMMET |

PRICE, PART NUMBER AND
DESCRIPTION SUBJECT TO
CHANGE WITHOUT NOTICE

THIS DOCUMENT OR DRAWING AND THE INFORMATION CONTAINED HEREIN IS THE PROPERTY OF ARC MACHINES, INC., IS PROPRIETARY, IS SUBMITTED AND RECEIVED IN CONFIDENCE, SHALL BE USED ONLY FOR THE PURPOSE FOR WHICH IT IS SUBMITTED AND SHALL NOT BE COPIED IN WHOLE OR IN PART WITHOUT THE PRIOR EXPRESS WRITTEN PERMISSION OF ARC MACHINES, INC.



ITEM 2 COMPONENTS

MODEL 9BW-1500
IPB 090907
TORCH 1.00 ID ASSEMBLY

IPB NUMBER: 090907

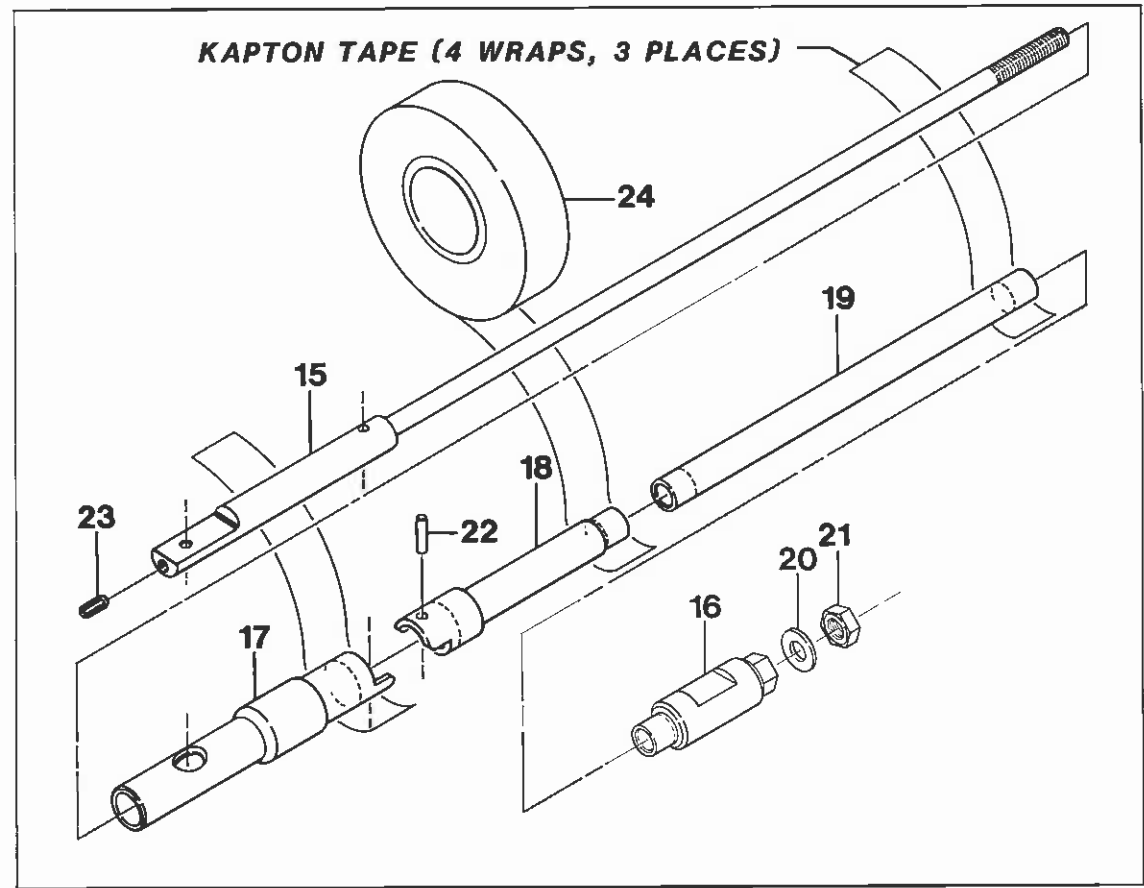
TO ORDER
USE PART NUMBER
DO NOT USE IPB
ITEM NUMBER

ARC MACHINES, INC.

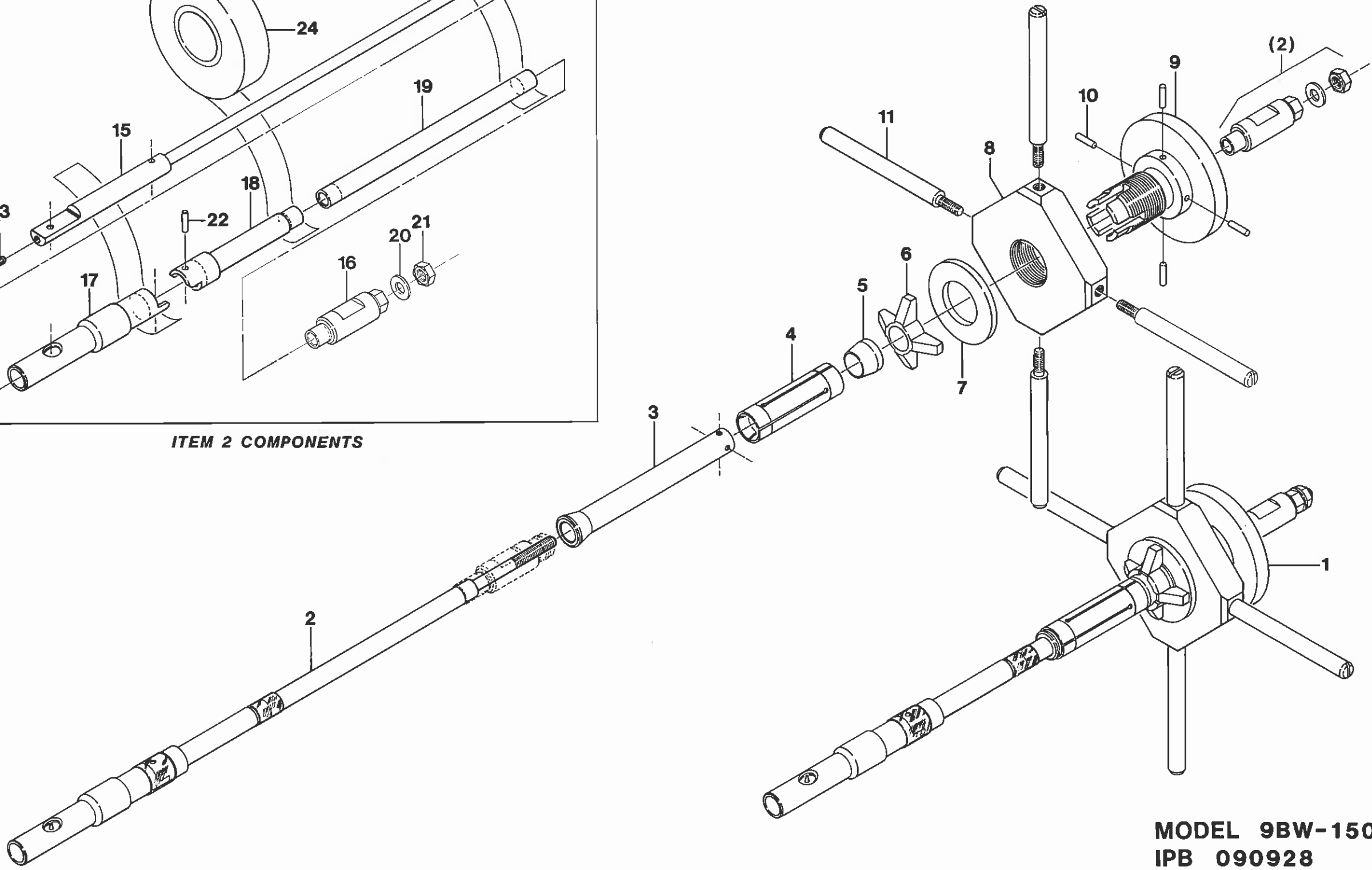
PRODUCT MODEL: 9-1500
DESCRIPTION: TORCH 1.00 ID ASSEMBLY
MANUAL NUMBER: 730015
NOTES:

| IPB ITEM NUMBER | QTY | U/M | PART NUMBER | DESCRIPTION |
|--------------------|-----|-----|-----------------|--------------------------------|
| 1 | 1 | EA | 13090907-01 | TORCH FXTR 1.00ID WLD 9BW-1500 |
| 2 | 1 | EA | 13090778-01 | TORCH 1.00 ID WELD M9BW-1500 |
| 3 | 1 | EA | 42090915-07 | SHAFT |
| 4 | 1 | EA | 42090915-06 | COLLET TORCH FXTR 1.0 9BW-1500 |
| 5 | 1 | EA | 42090915-05 | CONE TORCH FXTR 1.0ID 9BW-1500 |
| 6 | 1 | EA | 42090915-04 | RING |
| 7 | 1 | EA | 42090915-03 | WASHER |
| 8 | 1 | EA | 42090915-02 | NUT |
| 9 | 1 | EA | 42090915-01 | HUB TORCH FXTR M9BW-1500 |
| 10 | 4 | EA | 42090915-08 | LEVER |
| 11 | 4 | EA | PD12-0.50H | PIN DOWEL HARD 1/8D 1/2L |
| 12 | - | - | - | ----- |
| 13 | 1 | EA | MH-1008-2-303 | FTG 1/4 TUBE 10-32 MALE |
| 14 | 1 | EA | 420907170-05 | SPACER |
| 15 | - | - | - | ----- |
| 16 | 1 | EA | 420907170-01 | TORCH BODY |
| 17 | 1 | EA | 420907170-02 | INSULATOR |
| 18 | 1 | EA | 420907170-03 | GAS CUP 9BW-1500 1.0 D |
| 19 | 1 | EA | SCS04-40-0.31NP | SCREW CAP SKT 4-40 5/16 L |
| 20 | 1 | EA | 42940730-02 | TAPE KAPTON 1/2 WIDE |

PRICE, PART NUMBER AND
DESCRIPTION SUBJECT TO
CHANGE WITHOUT NOTICE



ITEM 2 COMPONENTS



MODEL 9BW-1500
IPB 090928
TORCH 1/2 ID ASSEMBLY

IPB NUMBER: 090928

TO ORDER
USE PART NUMBER
DO NOT USE IPB
ITEM NUMBER

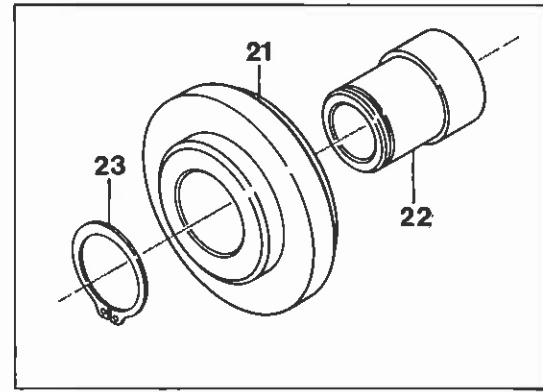
ARC MACHINES, INC.

PRODUCT MODEL: 9-1500
DESCRIPTION: TORCH 1/2 ID ASSEMBLY
MANUAL NUMBER: 730015
NOTES:

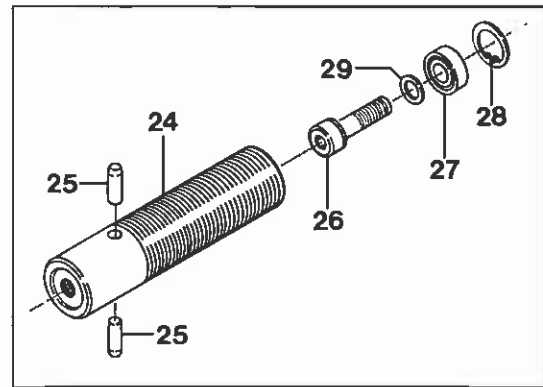
| IPB ITEM NUMBER | QTY | U/M | PART NUMBER | DESCRIPTION |
|--------------------|-----|-----|-----------------|--------------------------------|
| 1 | 1 | EA | 13090928-01 | TORCH FXTR 1/2 ID MOD 9BW-1500 |
| 2 | 1 | EA | 130907103-01 | TORCH ASSY 1/2 ID WLD 9BW-1500 |
| 3 | 1 | EA | 42090930-01 | SHAFT DRAW M9BW-1500 |
| 4 | 1 | EA | 42090930-03 | COLLET INTERNAL M9BW-1500 |
| 5 | 1 | EA | 42090930-02 | CONE EXPANDING M9BW-1500 |
| 6 | 1 | EA | 42090929-04 | RING LOCATING M9BW-1500 |
| 7 | 1 | EA | 42090929-03 | WASHER THRUST M9BW-1500 |
| 8 | 1 | EA | 42090929-02 | NUT DRAW M9BW-1500 |
| 9 | 1 | EA | 42090929-01 | HUB MTG M9BW-1500 |
| 10 | 4 | EA | PD09-0.37H | PIN DOWEL HARD 3/32D 3/8L |
| 11 | 4 | EA | 42090915-08 | LEVER |
| 12 | - | - | - | ----- |
| 13 | - | - | - | ----- |
| 15 | 1 | EA | 420907193-01 | TORCH BODY M9BW-1500 |
| 16 | 1 | EA | 420907193-02 | NUT TORCH BODY M9BW-1500 |
| 17 | 1 | EA | 420907194-01 | GAS CUP .500 ID M9BW-1500 |
| 18 | 1 | EA | 420907193-03 | INSULATOR SLEEVE M9BW-1500 |
| 19 | 1 | EA | 420907193-04 | INSULATOR TUBE M9BW-1500 |
| 20 | 1 | EA | W10SS-FL | WASHER FL #10 SST |
| 21 | 1 | EA | N10-32SS-JAM | NUT HEX JAM 10-32 SST |
| 22 | 1 | EA | PD09-0.37H | PIN DOWEL HARD 3/32D 3/8L |
| 23 | 1 | EA | SSS04-40-25NPFL | SCREW SET SKT 4-40 1/4 FLPT |
| 24 | 1 | EA | 42940730-02 | TAPE KAPTON 1/2 WIDE |

PRICE, PART NUMBER AND
DESCRIPTION SUBJECT TO
CHANGE WITHOUT NOTICE

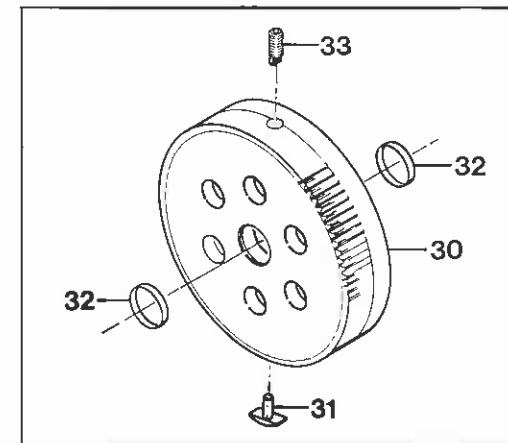
THIS DOCUMENT OR DRAWING AND THE INFORMATION CONTAINED HEREIN IS THE PROPERTY OF ARC MACHINES, INC. IS PROPRIETARY, IS SUBMITTED AND RECEIVED IN CONFIDENCE, SHALL BE USED ONLY FOR THE PURPOSE FOR WHICH IT IS SUBMITTED AND SHALL NOT BE COPIED IN WHOLE OR IN PART WITHOUT THE PRIOR EXPRESS WRITTEN PERMISSION OF ARC MACHINES, INC.



ITEM 4 COMPONENTS

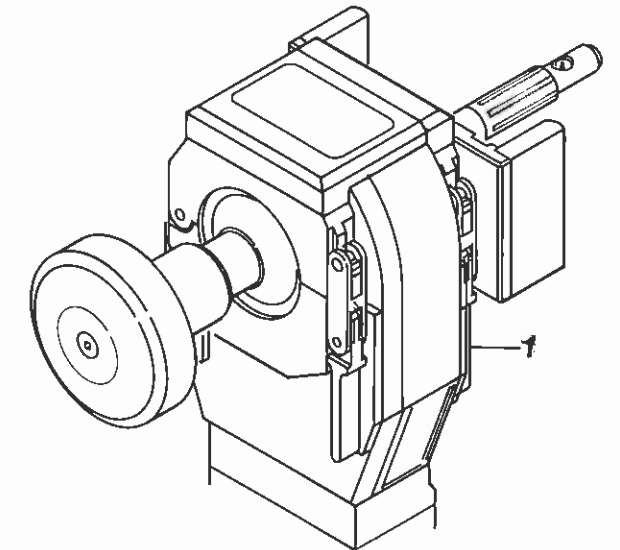
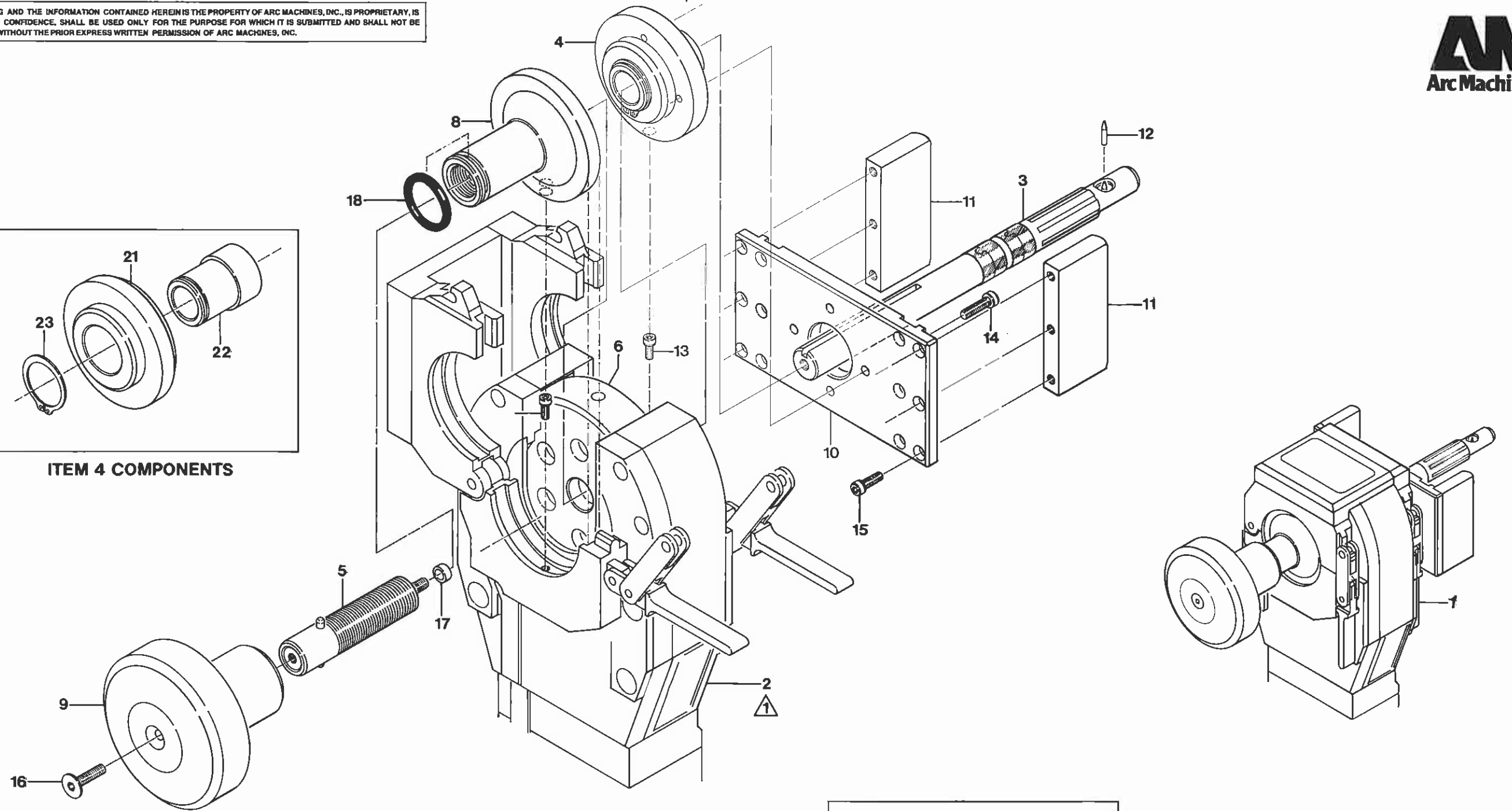


ITEM 5 COMPONENTS



ITEM 6 COMPONENTS

NOTE:  USE IPB 090111 FOR BASIC HEAD PARTS. THIS IPB ONLY FOR SPECIFIC M9RR-1500 DIFFERENCES



MODEL 9RR-1500
IPB 0901115
M9RR-1500 WELD HEAD ASSEMBLY

IPB NUMBER: 0901115

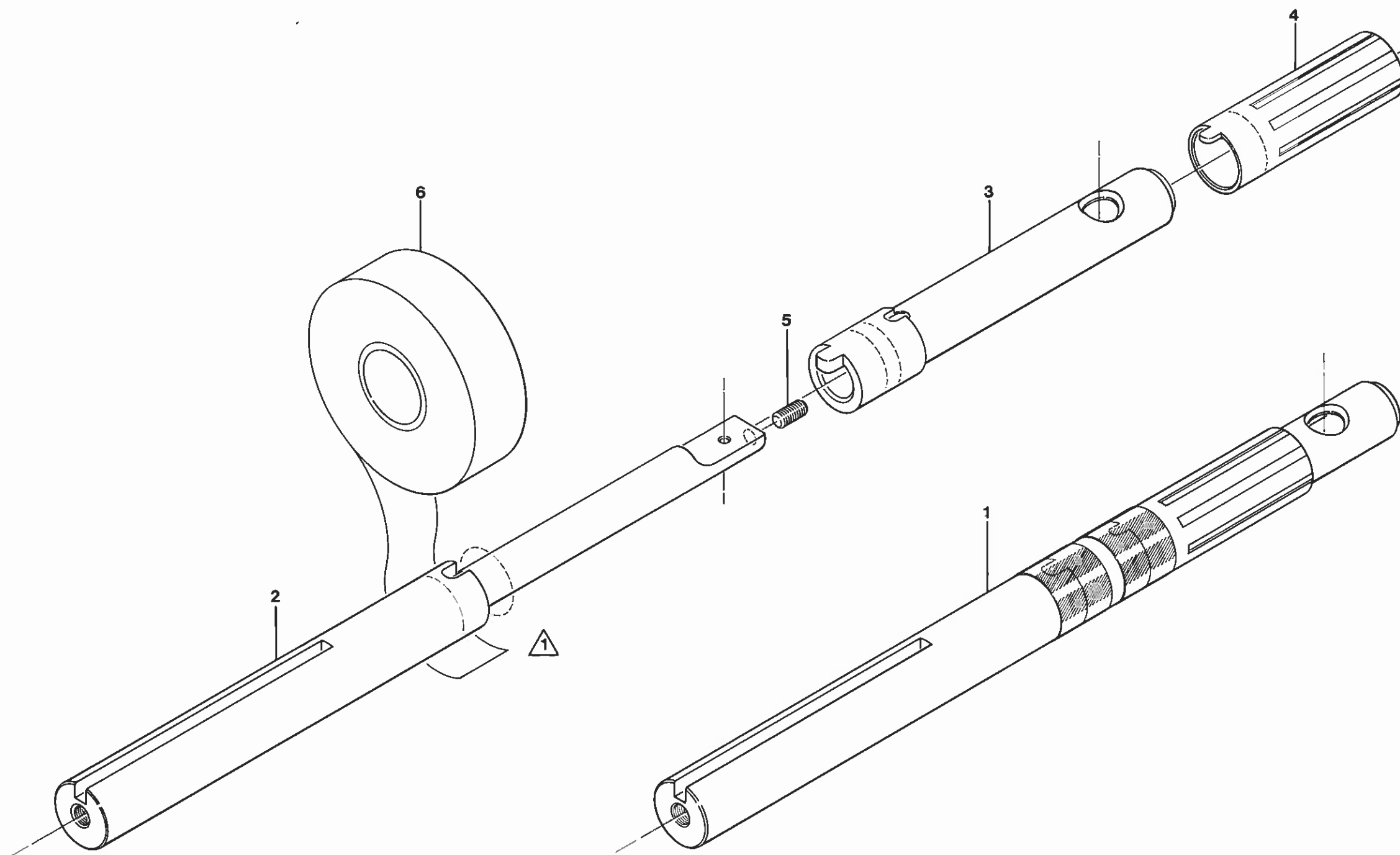
TO ORDER
USE PART NUMBER
DO NOT USE IPB
ITEM NUMBER

ARC MACHINES, INC.

PRODUCT MODEL: 9-1500
DESCRIPTION: WELD HEAD ASSEMBLY
MANUAL NUMBER: 730015
NOTES:

| IPB ITEM NUMBER | QTY | U/M | PART NUMBER | DESCRIPTION |
|-----------------|-----|-----|-----------------|---|
| 1 | 1 | EA | 130901115-01 | WELD HD ASSY M9RR-1500 |
| 2 | 1 | EA | 13090116-06 | WELD HD ASSY M9RR-1500 BASIC |
| 3 | 1 | EA | 130907105-01 | TORCH ASSY M9RR-1500 |
| 4 | 1 | EA | 130907108-01 | INSERT FRONT ASSY M9RR-1500 |
| 5 | 1 | EA | 130907106-01 | SHAFT ADJUST ASSY M9RR-1500 |
| 6 | 1 | EA | 130907107-01 | ROTOR ASSY M9RR-1500 |
| 7 | - | - | - | ----- |
| 8 | 1 | EA | 420907202-03 | BUSHING INSERT REAR |
| 9 | 1 | EA | 420907202-04 | KNOB ADJUST ELECTRODE |
| 10 | 1 | EA | 420907203-01 | PLATE MTG ALIGNEMENT |
| 11 | 2 | EA | 420907203-02 | PLATE SIDE ALIGNEMENT |
| 12 | 1 | EA | 420907202-05 | TUNG ELECTRODE 1/16 D .34 L |
| 13 | 1 | SET | SCS04-40-0.25SS | SCREW CAP SKT 4-40 1/4 L SST (SET OF 2) |
| 14 | 1 | SET | SCS06-32-0.50NP | SCREW CAP SKT 6-32 1/2 L (SET OF 4) |
| 15 | 1 | SET | SCS06-32-0.37NP | SCREW CAP SKT 6-32 3/8 L (SET OF 6) |
| 16 | 1 | EA | SFS10-32-0.62NP | SCREW FLH SKT 10-32 5/8 L |
| 17 | 1 | EA | DB6D11 | SPACER SHAFT .18ID .25D .125T |
| 18 | 1 | EA | 2-018-V747-75 | O RING VITON |
| 19 | - | - | - | ----- |
| 20 | - | - | - | ----- |
| 21 | 1 | EA | 420907202-01 | INSERT DISC M9RR-1500 |
| 22 | 1 | EA | 420907202-02 | BUSHING INSERT DISC |
| 23 | 1 | EA | 5100-75-H | RTNG RING BASIC EXT 3/4 SHAFT |
| 24 | 1 | EA | 420907199-01 | SHAFT SCREW 9/16-18 THREAD |
| 25 | 2 | EA | 420907199-02 | PIN GUIDE (D17D375) |
| 26 | 1 | EA | SCS10-32-0.62NP | SCREW CAP SKT 10-32 5/8 L |
| 27 | 1 | EA | SSRI-6632LLRA3[| BEARING BALL .18 .37 [P25LY13] |
| 28 | 1 | EA | N5000-37-H | RTNG RING INTL .375 BASIC |
| 29 | 1 | EA | DB6D7 | SPACER SHAFT .18ID .25D .016T |
| 30 | 1 | EA | 420907200-01 | ROTOR GEAR M9RR-1500 |
| 31 | 1 | EA | 420907156-01 | CAM LIMIT SWITCH |
| 32 | 2 | EA | 420907201-02 | CONTACT ELECTRICAL .20 W .54 D |
| 33 | 1 | EA | 420907201-01 | SCREW TANG 8-32 THREAD |

PRICE, PART NUMBER AND
DESCRIPTION SUBJECT TO
CHANGE WITHOUT NOTICE



NOTE:  APPLY 4 WRAPS (2 PLACES)

MODEL 9RR-1500
IPB 0907105
TORCH ASSEMBLY

IPB NUMBER: 0907105

TO ORDER
USE PART NUMBER
DO NOT USE IPB
ITEM NUMBER

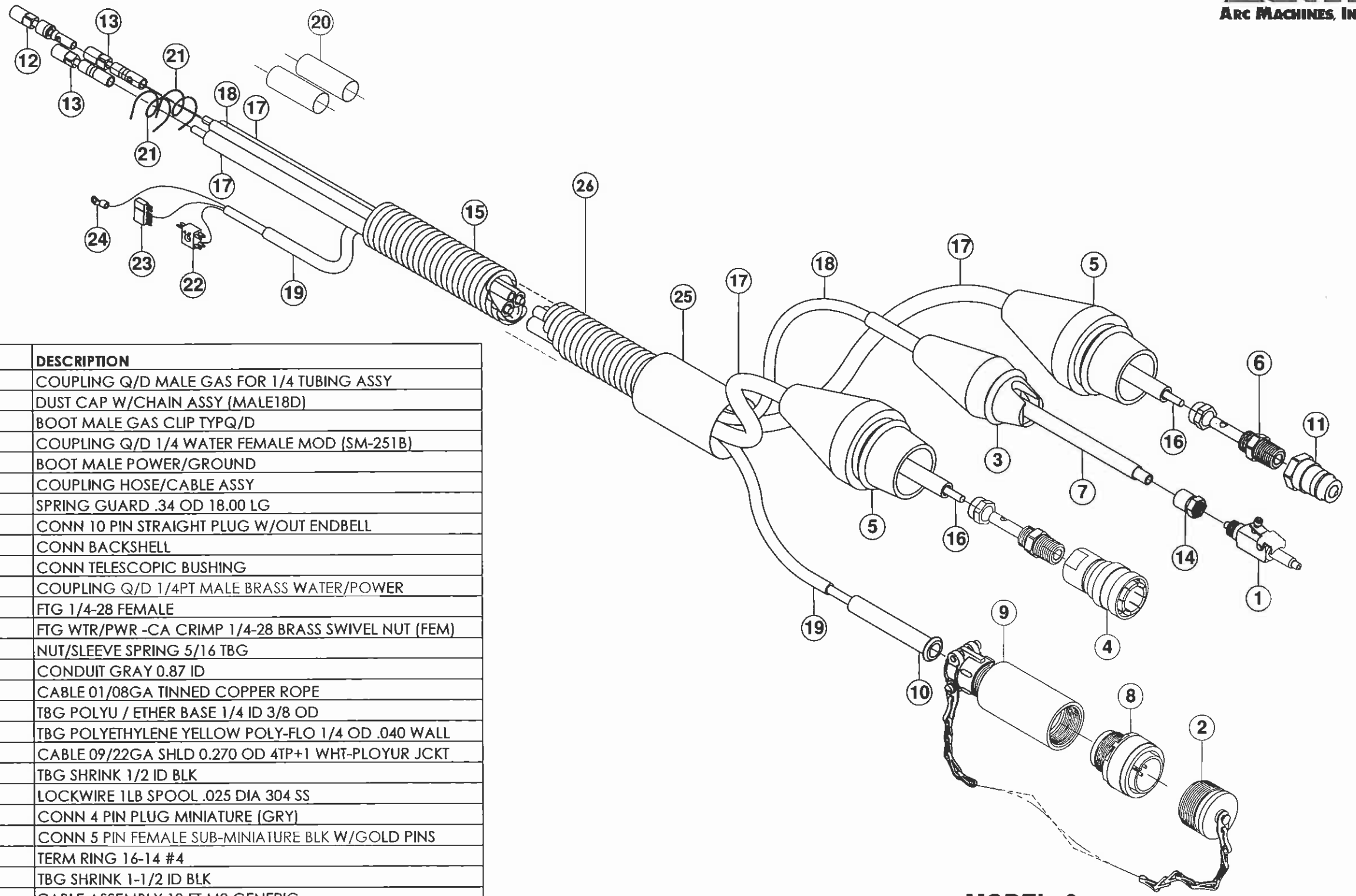
ARC MACHINES, INC.

PRODUCT MODEL: 9-1500
DESCRIPTION: TORCH ASSEMBLY
MANUAL NUMBER: 730015
NOTES:

| IPB ITEM NUMBER | QTY | U/M | PART NUMBER | DESCRIPTION |
|--------------------|-----|-----|-----------------|-------------------------------|
| 1 | 1 | EA | 130907105-01 | TORCH ASSY M9RR-1500 |
| 2 | 1 | EA | 420907197-01 | TORCH BODY M9RR-1500 |
| 3 | 1 | EA | 420907198-01 | INSULATOR SLEEVE TORCH |
| 4 | 1 | EA | 420907198-02 | BUSHING SLEEVE TORCH |
| 5 | 1 | EA | SSS04-40-25NPCU | SCREW SET SCT 4-40 1/4 L CUPT |
| 6 | 1 | EA | 42940730-02 | TAPE KAPTON 1/2 WIDE |

PRICE, PART NUMBER AND
DESCRIPTION SUBJECT TO
CHANGE WITHOUT NOTICE

THIS DOCUMENT OR DRAWING AND THE INFORMATION CONTAINED HEREIN IS THE PROPERTY OF ARC MACHINES, INC., IS PROPRIETARY, IS SUBMITTED AND RECEIVED IN CONFIDENCE, SHALL BE USED ONLY FOR THE PURPOSE FOR WHICH IT IS SUBMITTED AND SHALL NOT BE COPIED IN WHOLE OR IN PART WITHOUT THE PRIOR EXPRESS WRITTEN PERMISSION OF ARC MACHINES, INC.



| ITEM NO. | QTY. | PART NO. | DESCRIPTION |
|----------|------|-----------------|---|
| 1 | 1 | 1351109-01 | COUPLING Q/D MALE GAS FOR 1/4 TUBING ASSY |
| 2 | 1 | 1350110-04 | DUST CAP W/CHAIN ASSY (MALE18D) |
| 3 | 1 | 42060805-04 | BOOT MALE GAS CLIP TYPQ/D |
| 4 | 1 | 42060800-02 | COUPLING Q/D 1/4 WATER FEMALE MOD (SM-251B) |
| 5 | 2 | 42060804-01 | BOOT MALE POWER/GROUND |
| 6 | 2 | 42060800-07 | COUPLING HOSE/CABLE ASSY |
| 7 | 1 | AS200718 | SPRING GUARD .34 OD 18.00 LG |
| 8 | 1 | MS3106E18-1PF42 | CONN 10 PIN STRAIGHT PLUG W/OUT ENDBELL |
| 9 | 1 | G1501N186A3A | CONN BACKSHELL |
| 10 | 1 | MS39056-3 | CONN TELESCOPIC BUSHING |
| 11 | 1 | SM-252B | COUPLING Q/D 1/4PT MALE BRASS WATER/POWER |
| 12 | 1 | 2PF1 | FTG 1/4-28 FEMALE |
| 13 | 2 | ARC-1881 | FTG WTR/PWR -CA CRIMP 1/4-28 BRASS SWIVEL NUT (FEM) |
| 14 | 1 | 261-PG-04 | NUT/SLEEVE SPRING 5/16 TBG |
| 15 | 1 | DUCT-0,87-50-G | CONDUIT GRAY 0.87 ID |
| 16 | 2 | NER7-95-36T | CABLE 01/08GA TINNED COPPER ROPE |
| 17 | 2 | 42090806-01 | TBG POLYU / ETHER BASE 1/4 ID 3/8 OD |
| 18 | 1 | 44-P-YELLOW | TBG POLYETHYLENE YELLOW POLY-FLO 1/4 OD .040 WALL |
| 19 | 1 | CWT11943 | CABLE 09/22GA SHLD 0.270 OD 4TP+1 WHT-PLOYUR JCKT |
| 20 | 2 | M23053/5-108-0 | TBG SHRINK 1/2 ID BLK |
| 21 | 2 | MS20995C25 | LOCKWIRE 1LB SPOOL .025 DIA 304 SS |
| 22 | 1 | JF2P2SCD | CONN 4 PIN PLUG MINIATURE (GRY) |
| 23 | 1 | 7052 | CONN 5 PIN FEMALE SUB-MINIATURE BLK W/GOLD PINS |
| 24 | 1 | 34119 | TERM RING 16-14 #4 |
| 25 | 1 | M23053/5-111-0 | TBG SHRINK 1-1/2 ID BLK |
| 26 | - | 13090800-01 | CABLE ASSEMBLY 10 FT M9 GENERIC |

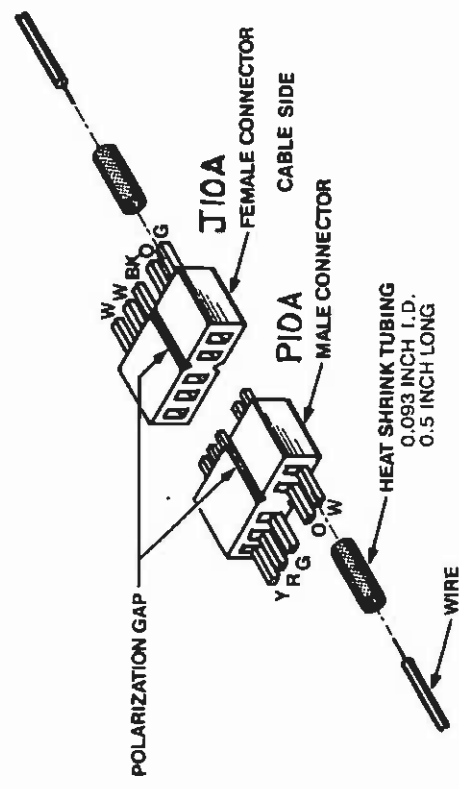
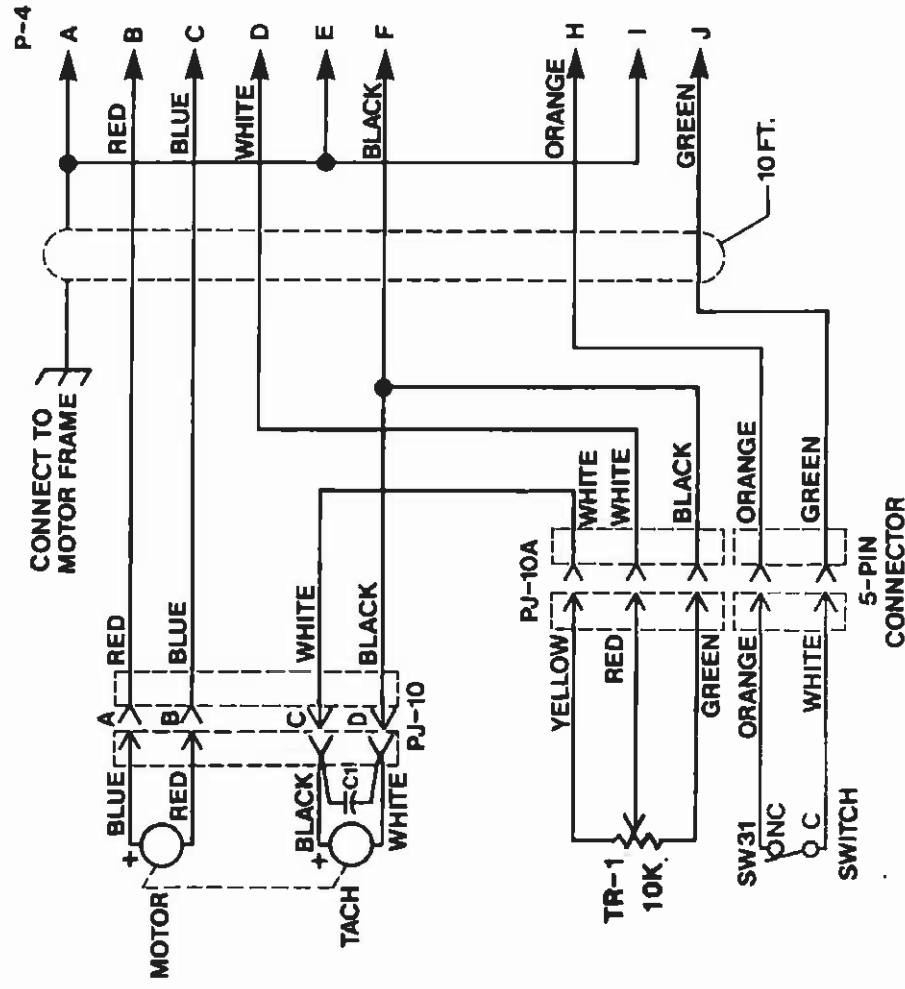
**MODEL 9
IPB 090800
CABLE ASSEMBLY**

ISSUED: 3 JAN 2005
REVISED: 5 OCT 2010

TO ORDER USE PART NUMBER.
PRICE, PART NUMBER AND DESCRIPTION
SUBJECT TO CHANGE WITHOUT NOTICE.

THIS IPB SUPERSEDES ALL OTHER IPB'S
REFERENCING 13090800-01 CABLE ASSEMBLY

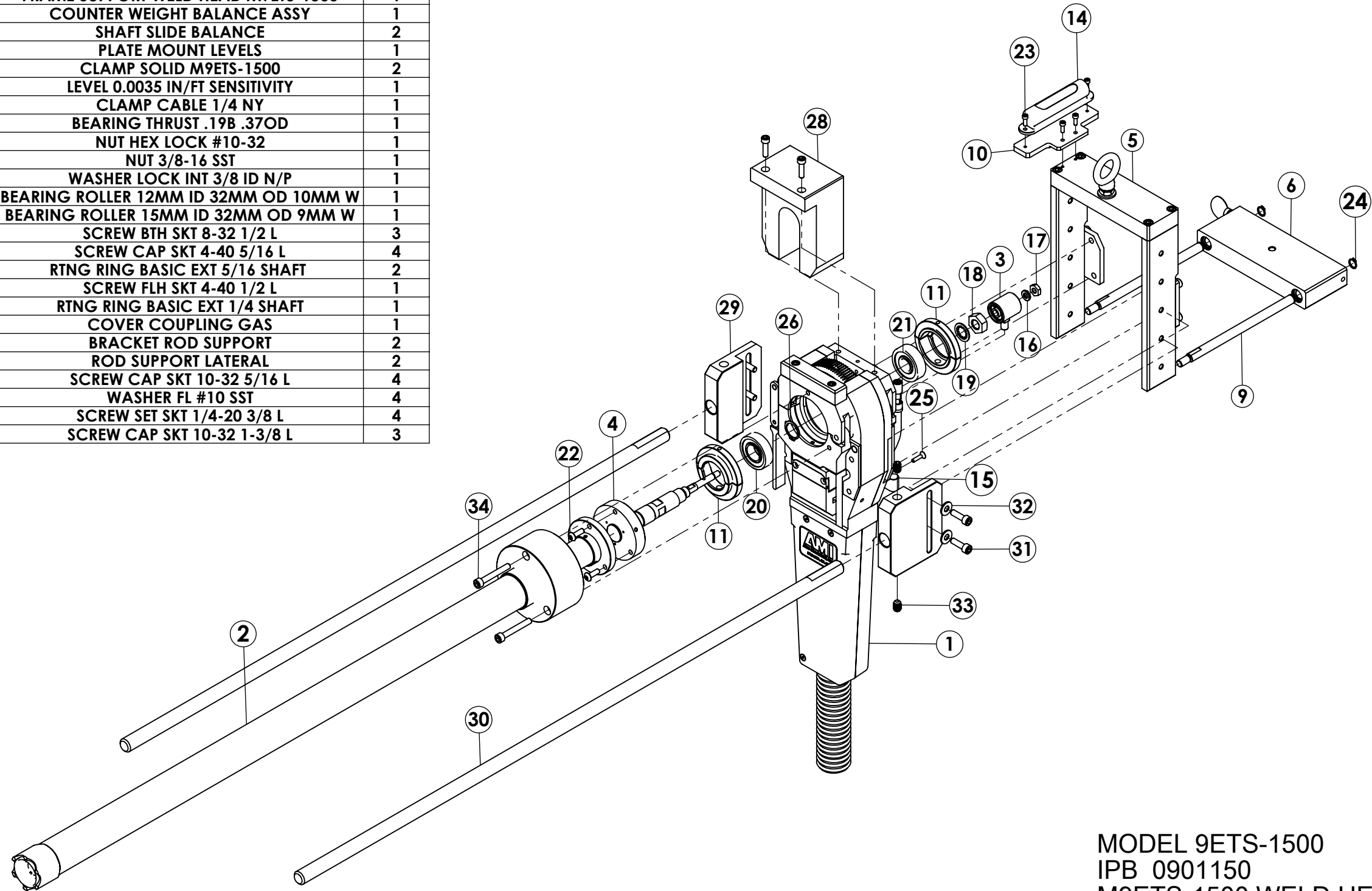
| | | | | | |
|-----|------|--|----------|----|-------|
| LTR | DCO | REVISIONS | DATE | BY | APPR. |
| A | 1716 | C E D ON PJ-10 REVISED | 11-24-92 | MH | |
| B | 2047 | ADDED P10A & J10A. REMOVED PN'S FOR P10A, J10A, P4 | 12-4-97 | MC | 6AC |



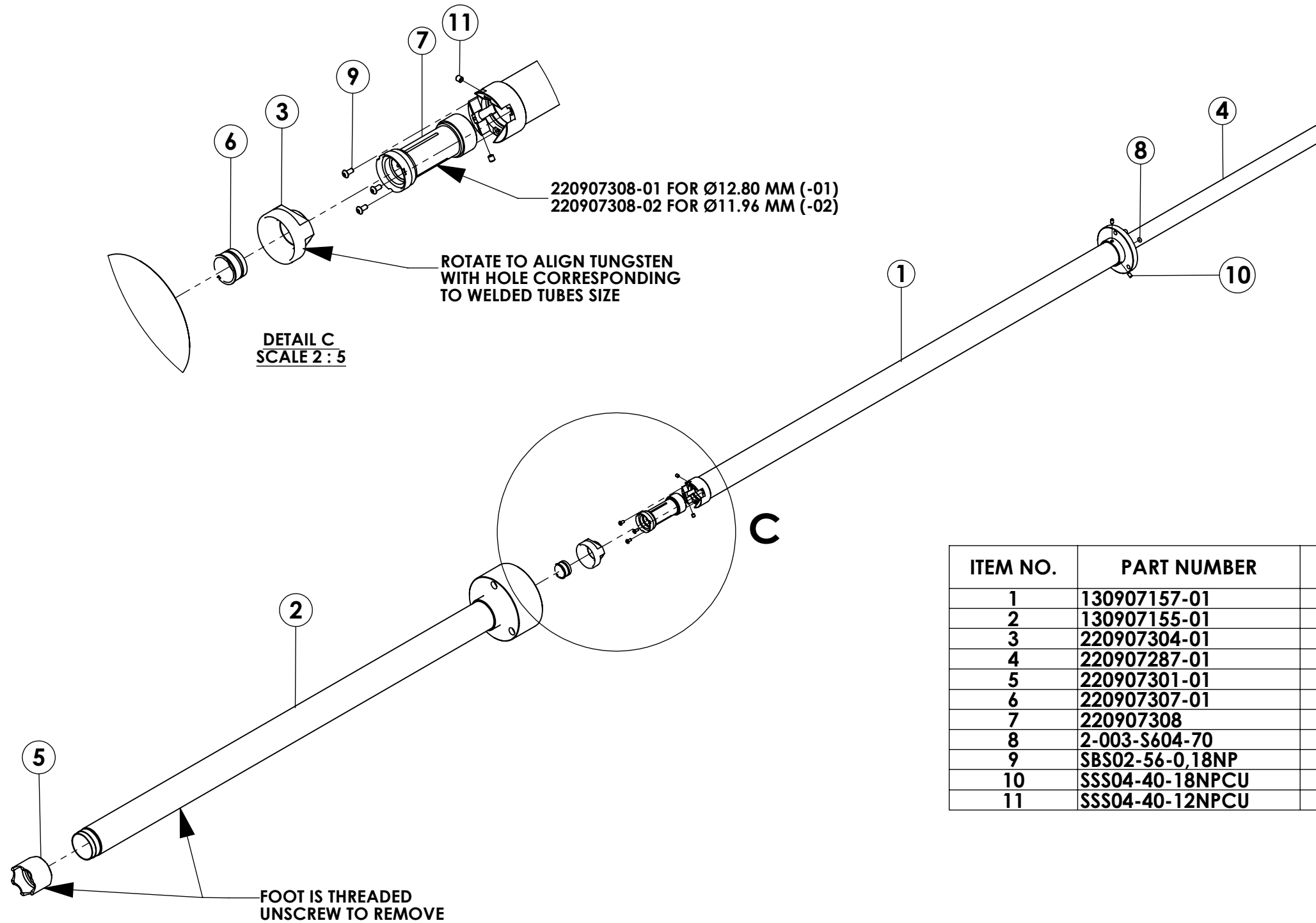
| | | | | | |
|---|------|-----------------|----------------------------------|----------------------|----------|
| ITEM | QTY. | IDENTIFYING NO. | NOMENCLATURE OR DESCRIPTION | MFR. | PART NO. |
| PARTS LIST | | | | | |
| THIS DOCUMENT OR DRAWING AND THE INFORMATION CONTAINED HEREIN IS THE PROPERTY OF ARC MACHINES, INC. IT IS PROPRIETARY, IS UNCLASSIFIED AND RECEIVED IN CONFIDENCE. IT SHALL BE USED ONLY FOR THE PURPOSE FOR WHICH IT IS SUBMITTED AND SHALL NOT BE COPIED IN WHOLE OR IN PART WITHOUT THE PRIOR EXPRESS WRITTEN PERMISSION OF ARC MACHINES, INC. | | | | | |
| UNLESS OTHERWISE SPECIFIED: ALL DIMENSIONS ARE IN INCHES. TOLERANCES ARE: FRACTIONS DECIMALS ANGLES ± .015 ± .005 ± .010 ± .005 | | | | | |
| THIRD ANGLE PROJECTION | | | | | |
| FOR MARKED DIMENSIONS SEE DDD-STD-00 | | | | | |
| APPROVALS | | DATE | DESCRIPTION | | |
| R. BILEK (MR) | | 10-16-85 | MODEL 9 WELD HEAD WIRING DIAGRAM | | |
| ALL MACHINED SURFACES TO BE | | SIZE | MODEL NO. | DRWG NO. | REV. |
| USED ON | | A | 175144-02 | B | B |
| APPLICATION | | SCALE | | DO NOT SCALE DRAWING | |
| | | | | SHEET 1 OF 1 | |

ARC MACHINES INC.
 MODEL 9 WELD HEAD
 WIRING DIAGRAM

| ITEM NO. | PART NUMBER | DESCRIPTION | QTY. |
|----------|-----------------|---------------------------------------|------|
| 1 | 13090116-09 | M9ETS-1500 BASIC WELD HD ASSY | 1 |
| 2 | 130907143 | TORCH ASSY M9ETS-1500 (OPTION) | 1 |
| 3 | 130907144-01 | MANIFOLD GAS REAR WELD HEAD ASSY | 1 |
| 4 | 130907145-01 | MANIFOLD GAS WELD HEAD BRAZED ASSY | 1 |
| 5 | 130901148-01 | FRAME SUPPORT WELD HEAD M9ETS-1500 | 1 |
| 6 | 130901149-01 | COUNTER WEIGHT BALANCE ASSY | 1 |
| 9 | 220901158-01 | SHAFT SLIDE BALANCE | 2 |
| 10 | 220901161-01 | PLATE MOUNT LEVELS | 1 |
| 11 | 220905455-01 | CLAMP SOLID M9ETS-1500 | 2 |
| 14 | 2160A6 | LEVEL 0.0035 IN/FT SENSITIVITY | 1 |
| 15 | HP-1/4 | CLAMP CABLE 1/4 NY | 1 |
| 16 | DAJ2W | BEARING THRUST .19B .37OD | 1 |
| 17 | N10-32NP-HEX-LG | NUT HEX LOCK #10-32 | 1 |
| 18 | N37-16SS-HEX | NUT 3/8-16 SST | 1 |
| 19 | W37NP-LK-IN | WASHER LOCK INT 3/8 ID N/P | 1 |
| 20 | 6201ZZA1C3LY17 | BEARING ROLLER 12MM ID 32MM OD 10MM W | 1 |
| 21 | 6002ZZA1C3LY17 | BEARING ROLLER 15MM ID 32MM OD 9MM W | 1 |
| 22 | SBS08-32-0,50NP | SCREW BTH SKT 8-32 1/2 L | 3 |
| 23 | SCS04-40-0,31NP | SCREW CAP SKT 4-40 5/16 L | 4 |
| 24 | 5100-31-H | RTNG RING BASIC EXT 5/16 SHAFT | 2 |
| 25 | SFS04-40-0,50NP | SCREW FLH SKT 4-40 1/2 L | 1 |
| 26 | 5100-59-H | RTNG RING BASIC EXT 1/4 SHAFT | 1 |
| 28 | 220907298-01 | COVER COUPLING GAS | 1 |
| 29 | 220901162-01 | BRACKET ROD SUPPORT | 2 |
| 30 | 220901163-01 | ROD SUPPORT LATERAL | 2 |
| 31 | SCS10-32-0,62NP | SCREW CAP SKT 10-32 5/16 L | 4 |
| 32 | W10SS-FL | WASHER FL #10 SST | 4 |
| 33 | SSS25-20-37NP | SCREW SET SKT 1/4-20 3/8 L | 4 |
| 34 | SCS10-32-1,37NP | SCREW CAP SKT 10-32 1-3/8 L | 3 |



MODEL 9ETS-1500
 IPB 0901150
 M9ETS-1500 WELD HEAD ASSY



| ITEM NO. | PART NUMBER | DESCRIPTION | 130907143-01/-02 QTY. |
|----------|-----------------|--------------------------------|-----------------------|
| 1 | 130907157-01 | GAS MANIFOLD, BRAZED ASSY | 1 |
| 2 | 130907155-01 | TUBE INSULATOR ASSEMBLY | 1 |
| 3 | 220907304-01 | GAS CUP 30 DEG ELECTRODE ANGLE | 1 |
| 4 | 220907287-01 | TUBE INSULATOR ID.SLDPRT | 1 |
| 5 | 220907301-01 | SLEEVE FOOT TORCH M9ETS-1501 | 1 |
| 6 | 220907307-01 | NUT, GAS CUP | 1 |
| 7 | 220907308 | BUSHING CENTERING | 1 |
| 8 | 2-003-S604-70 | O RING .056 ID .070 W SIL | 3 |
| 9 | SBS02-56-0,18NP | SCREW BTH SKT 2-56 3/16 L | 3 |
| 10 | SSS04-40-18NPCU | SCREW SET SKT 4-40 3/16 L CUPT | 3 |
| 11 | SSS04-40-12NPCU | SCREW SET SKT 4-40 1/8 L CUPT | 2 |

MODEL 9ETS-1500
 IPB 0907143
 M9ETS-1500 TORCH ASSY